

CFS Geared Index Global Share - Class A



Investment Option Profile - November 2025

	3 month (%)	6 month (%)	1 year (%) pa	3 years (%) pa	5 years (%) pa	10 years (%) pa	Since inception	Inception date	Fund size
Mezzanine	11.38						12.63	Jul 2025	\$0.15m
Distribution Return	5.10						5.16		
Growth Return	6.29						7.48		
Benchmark^	5.89						6.71		

^ MSCI All Country World ex Australia Net Index (100%)

Past performance is not an indicator of future performance for this option or any other option available from Colonial First State.

Returns are calculated on a cumulative year-on-year basis which are then annualised. For funds that have been in existence for less than one year, the since inception performance is actual performance since inception and not annualised. Calculations are based on exit price to exit price with distributions reinvested, after ongoing fees and expenses but excluding individual tax, member fees and entry fees (if applicable). Please refer to the PDS for full details of the applicable fees, costs, and benchmarks.

Investment objective

To magnify long-term returns capital growth by borrowing to invest in a diversified portfolio of global shares. The option aims to outperform the MSCI All Country World (ex Australia) Index in Australian dollar terms over rolling seven-year periods before fees and taxes.

Investment strategy

This option uses detailed risk analysis to design a portfolio of shares that provides the greatest likelihood of matching the performance of the MSCI All Country World (ex Australia) Index. The option utilises gearing (borrowing) to magnify returns from underlying investments. The option does not hedge investors' capital but may hedge up to 100% of the currency exposure relating to the borrowings.

Investment category

Geared

Minimum suggested timeframe

At least 7 years

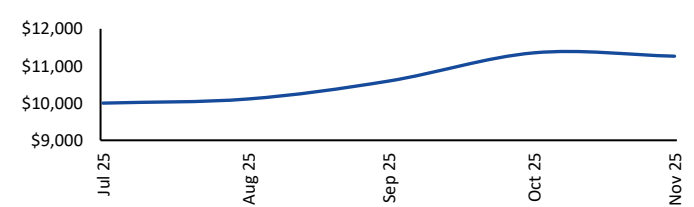
Investment ranges

Asset class	Range	Benchmark
Cash	0% - 10%	0%
Global share	90% - 100%	100%

Portfolio holdings disclosure

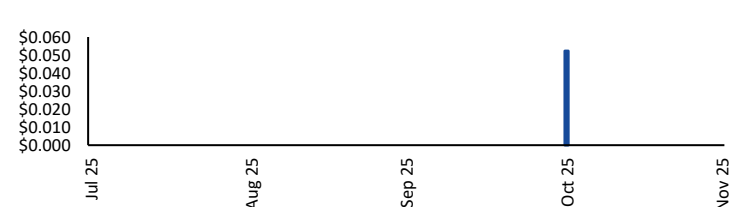
The money in your investment option is invested across a range of assets. To see a full list of holdings for this option, please visit cfs.com.au/PHD

Performance chart (\$10,000 invested since inception)



CFS Geared Index Global Share - Class A returns are calculated using exit price to exit price with distributions reinvested, net of management and transaction costs.

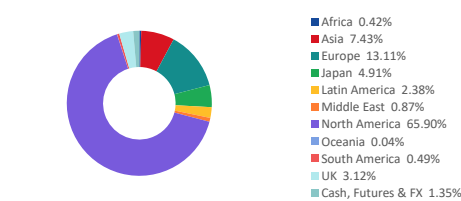
Distributions (dollars per unit)



Asset allocation



Regional allocation



Disclaimer

Colonial First State Investments Limited ABN 98 002 348 352, AFSL 232468 (CFSIL) is the responsible entity and issuer of Wholesale Mezzanine Investments. The investment information in this option profile is historical, produced as at the date specified above.

We may change asset allocation and securities within the option at any time. Past performance is not an indicator of future performance for this option or any other option available from CFSIL.

This document may include general advice but does not take into account your individual objectives, financial situation, needs or tax circumstances. The Target Market Determinations (TMD) for our financial products can be found at www.cfs.com.au/tmd, which include a description of who a financial product might suit. You should read the relevant Product Disclosure Statement (PDS) and Financial Services Guide (FSG) carefully, assess whether the information is appropriate for you, and consider talking to a financial adviser before making an investment decision. You can get the PDS and FSG at www.cfs.com.au or by calling us on 13 13 36.

CFS Geared Index Global Share - Class A

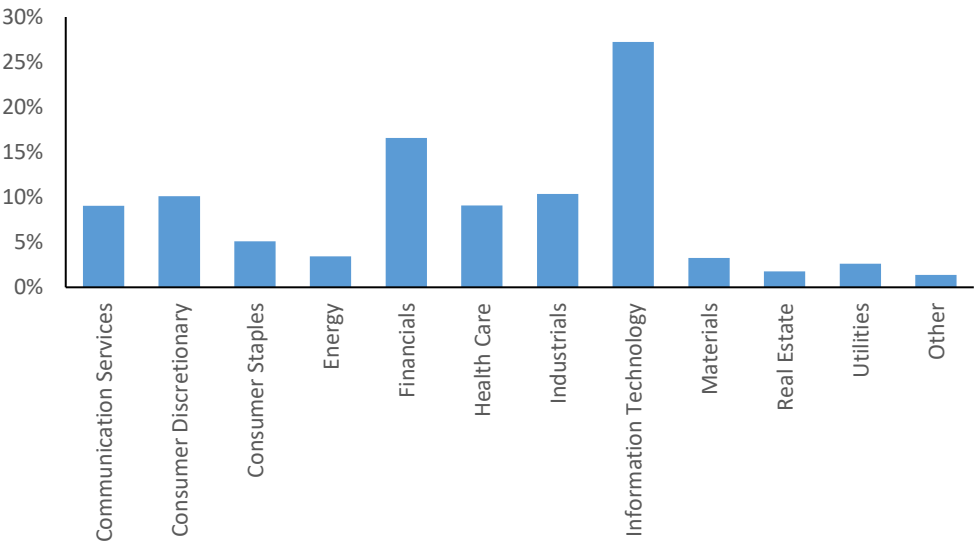


Investment Option Profile - November 2025

Top 10 holdings as at 31 October 2025

NVIDIA Corp	11.60%
Apple Inc	9.47%
Microsoft Corp	8.56%
Amazon.com Inc	5.48%
Broadcom Inc	3.88%
Alphabet Inc	3.82%
Meta Platforms Inc	3.31%
Alphabet Inc	3.28%
Tesla Inc	3.11%
Taiwan Semiconductor Manufacturing Co Ltd	2.81%

Sector Allocation



Disclaimer

Colonial First State Investments Limited ABN 98 002 348 352, AFSL 232468 (CFSIL) is the responsible entity and issuer of Wholesale Mezzanine Investments. The investment information in this option profile is historical, produced as at the date specified above.

We may change asset allocation and securities within the option at any time. Past performance is not an indicator of future performance for this option or any other option available from CFSIL.

This document may include general advice but does not take into account your individual objectives, financial situation, needs or tax circumstances. The Target Market Determinations (TMD) for our financial products can be found at www.cfs.com.au/tmd, which include a description of who a financial product might suit. You should read the relevant Product Disclosure Statement (PDS) and Financial Services Guide (FSG) carefully, assess whether the information is appropriate for you, and consider talking to a financial adviser before making an investment decision. You can get the PDS and FSG at www.cfs.com.au or by calling us on 13 13 36.