

CFS Index Australian Share - Class A

Investment Option Profile - March 2025

	3 month (%)	6 month (%)	1 year (%) pa	3 years (%) pa	5 years (%) pa	10 years (%) pa	Since inception	Inception date	Fund size
Mezzanine	-2.81	-3.57	2.63				7.96	May 2023	\$48.27m
Distribution Return	1.58	2.66	4.28				4.50		
Growth Return	-4.39	-6.23	-1.64				3.47		
Benchmark^	-2.85	-3.64	2.64				7.93		

^ S&P/ASX 300 Accumulation Index (100%)

Past performance is not an indicator of future performance for this option or any other option available from Colonial First State.

Returns are calculated on a cumulative year-on-year basis which are then annualised. For funds that have been in existence for less than one year, the since inception performance is actual performance since inception and not annualised. Calculations are based on exit price to exit price with distributions reinvested, after ongoing fees and expenses but excluding individual tax, member fees and entry fees (if applicable). Please refer to the PDS for full details of the applicable fees, costs, and benchmarks.

Investment objective

To closely track the S&P/ASX 300 Accumulation Index with the aim of generating returns (before taxes and fees and assuming income is reinvested) comparable to the Australian sharemarket as measured by that benchmark over rolling one-year periods.

Investment strategy

Detailed risk analysis is used to design a portfolio of shares which provides the greatest likelihood of matching the performance of the S&P/ASX 300 Accumulation Index. All shares in this option are maintained within a very close margin to their weight in the Index. The option predominantly invests in Australian companies and therefore does not hedge currency risk.

Investment category

Australian Share

Minimum suggested timeframe

At least 7 years

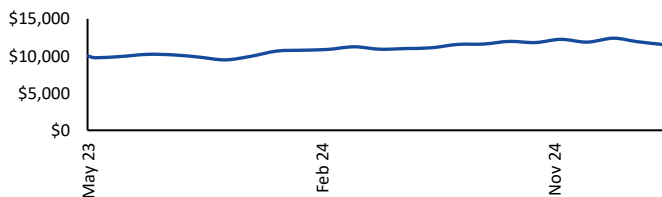
Portfolio holdings disclosure

The money in your investment option is invested across a range of assets. To see a full list of holdings for this option, please visit cfs.com.au/PHD

Investment ranges

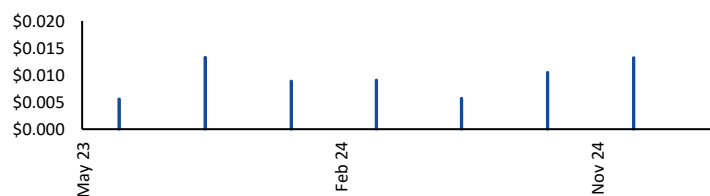
Asset class	Range	Benchmark
Australian shares	95% - 100%	100%
Cash	0% - 5%	0%

Performance chart (\$10,000 invested since inception)

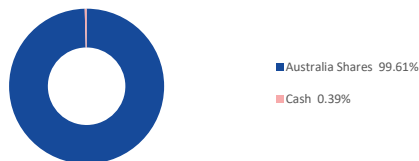


CFS Index Australian Share - Class A returns are calculated using exit price to exit price with distributions reinvested, net of management and transaction costs.

Distributions (dollars per unit)



Asset allocation



Regional allocation



Disclaimer

Colonial First State Investments Limited ABN 98 002 348 352, AFSL 232468 (CFSIL) is the responsible entity and issuer of Wholesale Mezzanine Investments. The investment information in this option profile is historical, produced as at the date specified above.

We may change asset allocation and securities within the option at any time. Past performance is not an indicator of future performance for this option or any other option available from CFSIL.

This document may include general advice but does not take into account your individual objectives, financial situation, needs or tax circumstances. The Target Market Determinations (TMD) for our financial products can be found at www.cfs.com.au/tmd, which include a description of who a financial product might suit. You should read the relevant Product Disclosure Statement (PDS) and Financial Services Guide (FSG) carefully, assess whether the information is appropriate for you, and consider talking to a financial adviser before making an investment decision. You can get the PDS and FSG at www.cfs.com.au or by calling us on 13 13 36.

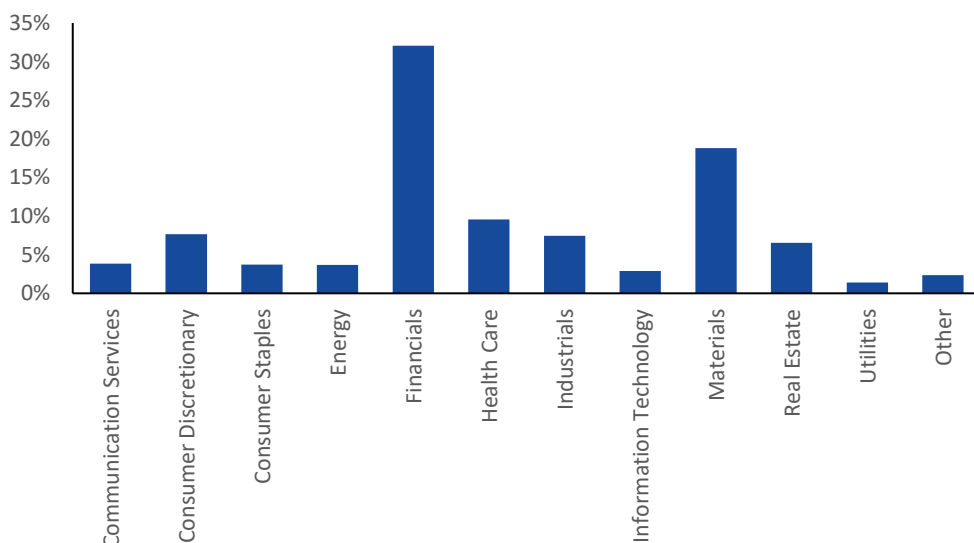
CFS Index Australian Share - Class A

Investment Option Profile - March 2025

Top 10 holdings as at 28 February 2025

Commonwealth Bank of Australia	10.26%
BHP Group Ltd	7.74%
CSL Ltd	4.92%
Westpac Banking Corp	4.29%
National Australia Bank Ltd	4.26%
ANZ Group Holdings Ltd	3.48%
Wesfarmers Ltd	3.29%
Macquarie Group Ltd	3.14%
Goodman Group	2.48%
Telstra Group Ltd	1.87%

Sector Allocation



Disclaimer

Colonial First State Investments Limited ABN 98 002 348 352, AFSL 232468 (CFSIL) is the responsible entity and issuer of Wholesale Mezzanine Investments. The investment information in this option profile is historical, produced as at the date specified above.

We may change asset allocation and securities within the option at any time. Past performance is not an indicator of future performance for this option or any other option available from CFSIL.

This document may include general advice but does not take into account your individual objectives, financial situation, needs or tax circumstances. The Target Market Determinations (TMD) for our financial products can be found at www.cfs.com.au/tmd, which include a description of who a financial product might suit. You should read the relevant Product Disclosure Statement (PDS) and Financial Services Guide (FSG) carefully, assess whether the information is appropriate for you, and consider talking to a financial adviser before making an investment decision. You can get the PDS and FSG at www.cfs.com.au or by calling us on 13 13 36.