

CFS Index Diversified - Class A

Investment Option Profile - March 2025

	3 month (%)	6 month (%)	1 year (%) pa	3 years (%) pa	5 years (%) pa	10 years (%) pa	Since inception	Inception date	Fund size
Mezzanine	-0.27	0.98	5.46	4.20	6.56		4.74	Jun 2019	\$11.64m
Distribution Return	0.12	0.76	2.40	2.98	3.36		3.40		
Growth Return	-0.39	0.22	3.06	1.22	3.19		1.35		
Benchmark^	-0.22	1.04	5.79	4.45	6.82		4.95		

^ Custom benchmark (refer to PDS for details)

Past performance is not an indicator of future performance for this option or any other option available from Colonial First State.

Returns are calculated on a cumulative year-on-year basis which are then annualised. For funds that have been in existence for less than one year, the since inception performance is actual performance since inception and not annualised. Calculations are based on exit price to exit price with distributions reinvested, after ongoing fees and expenses but excluding individual tax, member fees and entry fees (if applicable). Please refer to the PDS for full details of the applicable fees, costs, and benchmarks.

Investment objective

To provide a balance of income and capital growth over the medium-to-long term. To closely track the fund's composite benchmark over rolling three-year periods before fees and taxes.

Investment strategy

The option allocates 50% of investments to growth assets such as shares, property and infrastructure securities to provide potential for capital growth. The growth assets are managed using market capitalisation indices. 50% of the portfolio is allocated to defensive assets such as fixed interest and cash to provide the portfolio with relatively stable returns. The fixed interest component is managed on a traditional index basis while the cash component may include money market securities, bank deposits and annuities.

Investment category

Moderate

Minimum suggested timeframe

At least 5 years

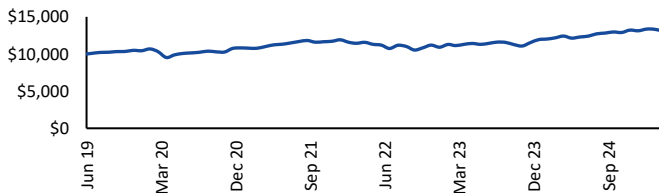
Portfolio holdings disclosure

The money in your investment option is invested across a range of assets. To see a full list of holdings for this option, please visit cfs.com.au/PHD

Investment ranges

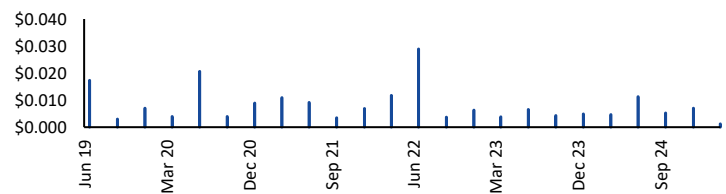
Asset class	Range	Benchmark
Australian shares	10% - 30%	18%
Cash	0% - 20%	10%
Fixed Interest	30% - 50%	40%
Global infrastructure securities	0% - 15%	3%
Global property securities	0% - 15%	3%
Global share	15% - 35%	26%

Performance chart (\$10,000 invested since inception)




CFS Index Diversified - Class A returns are calculated using exit price to exit price with distributions reinvested, net of management and transaction costs.

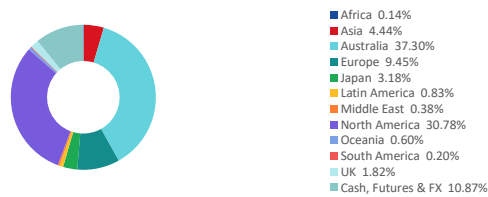
Distributions (dollars per unit)



Asset allocation



Regional allocation



Disclaimer

Colonial First State Investments Limited ABN 98 002 348 352, AFSL 232468 (CFSIL) is the responsible entity and issuer of Wholesale Mezzanine Investments. The investment information in this option profile is historical, produced as at the date specified above.

We may change asset allocation and securities within the option at any time. Past performance is not an indicator of future performance for this option or any other option available from CFSIL.

This document may include general advice but does not take into account your individual objectives, financial situation, needs or tax circumstances. The Target Market Determinations (TMD) for our financial products can be found at www.cfs.com.au/tmd, which include a description of who a financial product might suit. You should read the relevant Product Disclosure Statement (PDS) and Financial Services Guide (FSG) carefully, assess whether the information is appropriate for you, and consider talking to a financial adviser before making an investment decision. You can get the PDS and FSG at www.cfs.com.au or by calling us on 13 13 36.

CFS Index Diversified - Class A



Investment Option Profile - March 2025

Disclaimer

Colonial First State Investments Limited ABN 98 002 348 352, AFSL 232468 (CFSIL) is the responsible entity and issuer of Wholesale Mezzanine Investments. The investment information in this option profile is historical, produced as at the date specified above.

We may change asset allocation and securities within the option at any time. Past performance is not an indicator of future performance for this option or any other option available from CFSIL.

This document may include general advice but does not take into account your individual objectives, financial situation, needs or tax circumstances. The Target Market Determinations (TMD) for our financial products can be found at www.cfs.com.au/tmd, which include a description of who a financial product might suit. You should read the relevant Product Disclosure Statement (PDS) and Financial Services Guide (FSG) carefully, assess whether the information is appropriate for you, and consider talking to a financial adviser before making an investment decision. You can get the PDS and FSG at www.cfs.com.au or by calling us on 13 13 36.