

Baillie Gifford Long Term Global Growth



Fund - Class A

Investment Option Profile - February 2025

	3 month (%)	6 month (%)	1 year (%) pa	3 years (%) pa	5 years (%) pa	10 years (%) pa	Since inception	Inception date	Fund size
Mezzanine	6.62	28.05	28.04	12.54	15.25		18.04	Oct 2018	\$513.41m
Distribution Return	0.06	0.08	0.16	0.20	3.01		9.21		
Growth Return	6.56	27.97	27.88	12.34	12.23		8.83		
Benchmark^	5.08	13.56	20.48	14.89	13.60		13.38		

^ MSCI All Country World Net Index (100%)

Past performance is not an indicator of future performance for this option or any other option available from Colonial First State.

Returns are calculated on a cumulative year-on-year basis which are then annualised. For funds that have been in existence for less than one year, the since inception performance is actual performance since inception and not annualised. Calculations are based on exit price to exit price with distributions reinvested, after ongoing fees and expenses but excluding individual tax, member fees and entry fees (if applicable). Please refer to the PDS for full details of the applicable fees, costs, and benchmarks.

Investment objective

To outperform the MSCI All Country World Index over rolling five year periods before fees and taxes.

Investment strategy

The option is a purely stock-driven, unconstrained global equity strategy focused on investing in exceptional growth companies. This approach is expressly long term, with Baillie Gifford holding a belief that investing in companies with the scope to grow to multiples of their current size has the potential to transform the returns for investors over time. The option does not hedge currency risk.

Investment category

Global Share

Minimum suggested timeframe

At least 7 years

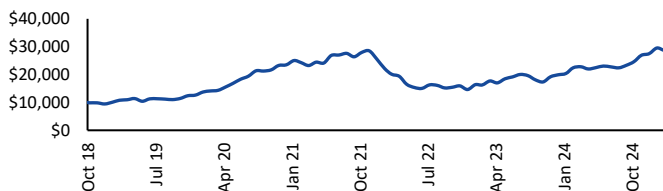
Portfolio holdings disclosure

The money in your investment option is invested across a range of assets. To see a full list of holdings for this option, please visit cfs.com.au/PHD

Investment ranges

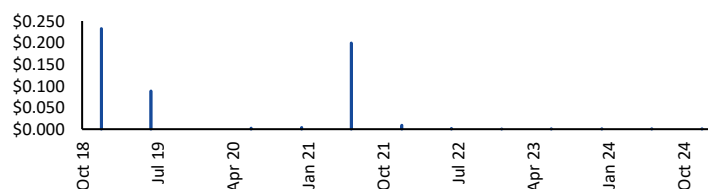
Asset class	Range	Benchmark
Cash	0% - 5%	0%
Global share	95% - 100%	100%

Performance chart (\$10,000 invested since inception)



Baillie Gifford Long Term Global Growth Fund - Class A returns are calculated using exit price to exit price with distributions reinvested, net of management and transaction costs.

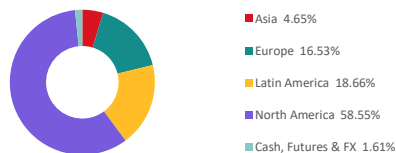
Distributions (dollars per unit)



Asset allocation



Regional allocation



Disclaimer

Colonial First State Investments Limited ABN 98 002 348 352, AFSL 232468 (CFSIL) is the responsible entity and issuer of Wholesale Mezzanine Investments. The investment information in this option profile is historical, produced as at the date specified above.

We may change asset allocation and securities within the option at any time. Past performance is not an indicator of future performance for this option or any other option available from CFSIL.

This document may include general advice but does not take into account your individual objectives, financial situation, needs or tax circumstances. The Target Market Determinations (TMD) for our financial products can be found at www.cfs.com.au/tmd, which include a description of who a financial product might suit. You should read the relevant Product Disclosure Statement (PDS) and Financial Services Guide (FSG) carefully, assess whether the information is appropriate for you, and consider talking to a financial adviser before making an investment decision. You can get the PDS and FSG at www.cfs.com.au or by calling us on 13 13 36.

Baillie Gifford Long Term Global Growth Fund - Class A

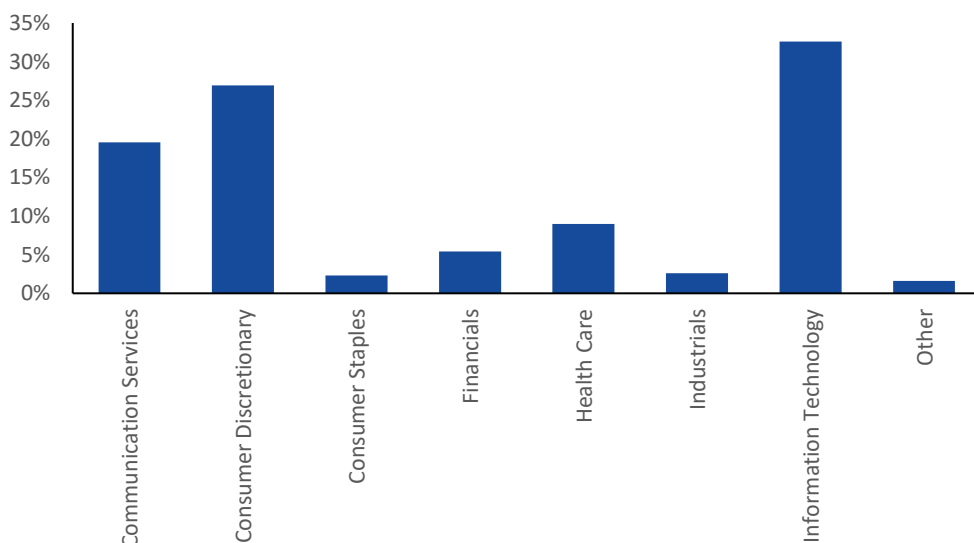


Investment Option Profile - February 2025

Top 10 holdings as at 31 January 2025

Amazon.com Inc	7.18%
Cloudflare Inc	4.48%
NVIDIA Corp	4.33%
Netflix Inc	4.22%
Shopify Inc	3.91%
Atlassian Corp	3.86%
Spotify Technology SA	3.77%
Trade Desk Inc/The	3.76%
Meituan	3.51%
Intuitive Surgical Inc	3.40%

Sector Allocation



Disclaimer

Colonial First State Investments Limited ABN 98 002 348 352, AFSL 232468 (CFSIL) is the responsible entity and issuer of Wholesale Mezzanine Investments. The investment information in this option profile is historical, produced as at the date specified above.

We may change asset allocation and securities within the option at any time. Past performance is not an indicator of future performance for this option or any other option available from CFSIL.

This document may include general advice but does not take into account your individual objectives, financial situation, needs or tax circumstances. The Target Market Determinations (TMD) for our financial products can be found at www.cfs.com.au/tmd, which include a description of who a financial product might suit. You should read the relevant Product Disclosure Statement (PDS) and Financial Services Guide (FSG) carefully, assess whether the information is appropriate for you, and consider talking to a financial adviser before making an investment decision. You can get the PDS and FSG at www.cfs.com.au or by calling us on 13 13 36.