

# CFS Enhanced Index Diversified - Class A



## Investment Option Profile - December 2025

	3 month (%)	6 month (%)	1 year (%) pa	3 years (%) pa	5 years (%) pa	10 years (%) pa	Since inception	Inception date	Fund size
Mezzanine	0.74	4.47	8.98	10.22	6.74	6.45	6.35	Oct 2013	\$4.16m
Distribution Return	3.20	3.92	9.34	5.11	5.26	5.17	4.96		
Growth Return	-2.46	0.54	-0.35	5.11	1.49	1.28	1.39		
Benchmark^	0.89	4.65	9.42	9.75	5.67	6.30	6.51		

^ Custom benchmark (refer to PDS for details)

Past performance is not an indicator of future performance for this option or any other option available from Colonial First State.

Returns are calculated on a cumulative year-on-year basis which are then annualised. For funds that have been in existence for less than one year, the since inception performance is actual performance since inception and not annualised. Calculations are based on exit price to exit price with distributions reinvested, after ongoing fees and expenses but excluding individual tax, member fees and entry fees (if applicable). Please refer to the PDS for full details of the applicable fees, costs, and benchmarks.

### Investment objective

To provide a balance of income and capital growth over the medium-to-long term. To outperform the option's composite benchmark over rolling three-year periods before fees and taxes.

### Investment strategy

The option allocates 50% of investments to growth assets such as shares and property and infrastructure securities to provide potential for capital growth. The shares component is managed using an approach aiming to deliver long term returns above that of market capitalisation indices. The property and infrastructure components are managed to closely match the returns of relevant market capitalisation indices.

### Investment category

Moderate

### Minimum suggested timeframe

At least 5 years

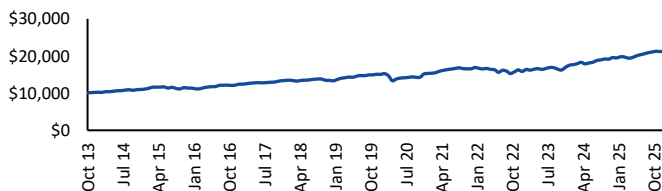
### Portfolio holdings disclosure

The money in your investment option is invested across a range of assets. To see a full list of holdings for this option, please visit [cfs.com.au/PHD](http://cfs.com.au/PHD)

### Investment ranges

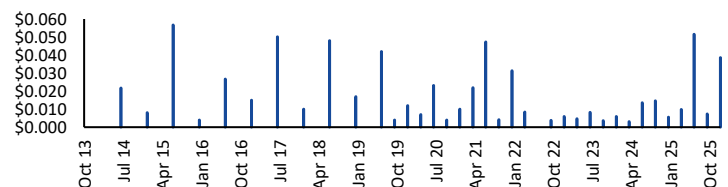
Asset class	Range	Benchmark
Australian shares	5% - 25%	17%
Cash	5% - 25%	13%
Fixed interest	25% - 45%	37%
Global infrastructure securities	0% - 15%	3%
Global property securities	0% - 15%	3%
Global share	15% - 35%	27%

### Performance chart (\$10,000 invested since inception)

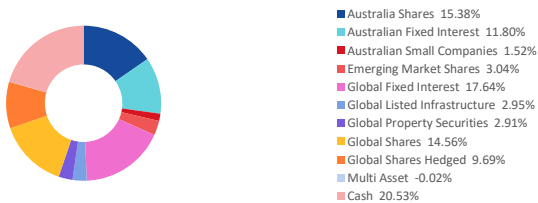


CFS Enhanced Index Diversified - Class A returns are calculated using exit price to exit price with distributions reinvested, net of management and transaction costs.

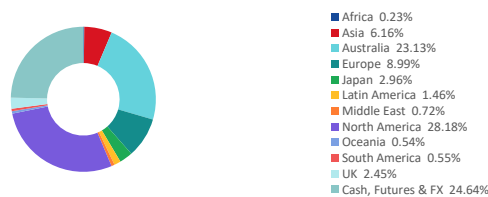
### Distributions (dollars per unit)



### Asset allocation



### Regional allocation



### Disclaimer

Colonial First State Investments Limited ABN 98 002 348 352, AFSL 232468 (CFSIL) is the responsible entity and issuer of Wholesale Mezzanine Investments. The investment information in this option profile is historical, produced as at the date specified above.

We may change asset allocation and securities within the option at any time. Past performance is not an indicator of future performance for this option or any other option available from CFSIL.

This document may include general advice but does not take into account your individual objectives, financial situation, needs or tax circumstances. The Target Market Determinations (TMD) for our financial products can be found at [www.cfs.com.au/tmd](http://www.cfs.com.au/tmd), which include a description of who a financial product might suit. You should read the relevant Product Disclosure Statement (PDS) and Financial Services Guide (FSG) carefully, assess whether the information is appropriate for you, and consider talking to a financial adviser before making an investment decision. You can get the PDS and FSG at [www.cfs.com.au](http://www.cfs.com.au) or by calling us on 13 13 36.

# CFS Enhanced Index Diversified - Class A



Investment Option Profile - December 2025

## Disclaimer

Colonial First State Investments Limited ABN 98 002 348 352, AFSL 232468 (CFSIL) is the responsible entity and issuer of Wholesale Mezzanine Investments. The investment information in this option profile is historical, produced as at the date specified above.

We may change asset allocation and securities within the option at any time. Past performance is not an indicator of future performance for this option or any other option available from CFSIL.

This document may include general advice but does not take into account your individual objectives, financial situation, needs or tax circumstances. The Target Market Determinations (TMD) for our financial products can be found at [www.cfs.com.au/tmd](http://www.cfs.com.au/tmd), which include a description of who a financial product might suit. You should read the relevant Product Disclosure Statement (PDS) and Financial Services Guide (FSG) carefully, assess whether the information is appropriate for you, and consider talking to a financial adviser before making an investment decision. You can get the PDS and FSG at [www.cfs.com.au](http://www.cfs.com.au) or by calling us on 13 13 36.