

# Aspect Diversified Futures

## Investment Option Profile - March 2025

|                        | 3 month<br>(%) | 6 month<br>(%) | 1 year<br>(%) pa | 3 years<br>(%) pa | 5 years<br>(%) pa | 10 years<br>(%) pa | Since<br>inception | Inception date | Fund size |
|------------------------|----------------|----------------|------------------|-------------------|-------------------|--------------------|--------------------|----------------|-----------|
| Investments            | -3.97          | -7.78          | -15.42           | 6.92              | 8.81              | 4.56               | 6.68               | Mar 2010       | \$28.33m  |
| Distribution Return    | 0.00           | 0.00           | 13.09            | 17.04             | 13.43             | 9.11               | 7.35               |                |           |
| Growth Return          | -3.97          | -7.78          | -28.51           | -10.12            | -4.62             | -4.55              | -0.67              |                |           |
| Personal Super         | -3.53          | -6.98          | -14.31           | 5.48              | 7.30              | 3.76               | 5.58               | Mar 2010       | \$76.66m  |
| Retirement             | -3.97          | -7.80          | -15.46           | 6.84              | 8.75              | 4.50               | 6.61               | Mar 2010       | \$73.24m  |
| Benchmark <sup>A</sup> | 1.03           | 2.12           | 4.32             | 3.50              | 2.15              | 1.83               | 2.39               |                |           |

<sup>A</sup> RBA Cash Rate (100%)

**Past performance is not an indicator of future performance for this option or any other option available from Colonial First State.**

Returns are calculated on a cumulative year-on-year basis which are then annualised. For funds that have been in existence for less than one year, the since inception performance is actual performance since inception and not annualised. Calculations are based on exit price to exit price with distributions reinvested, after ongoing fees and expenses but excluding individual tax, member fees and entry fees (if applicable). Please refer to the PDS for full details of the applicable fees, costs, and benchmarks.

### Investment objective

To generate significant medium-term capital growth independent of overall movements in traditional stock and bond markets within a rigorous risk management framework. The fund aims to provide a return greater than the Reserve Bank of Australia cash rate over rolling three-year periods after fees and taxes.

### Investment strategy

Aspect takes a quantitative and systematic investment approach. Aspect's trend-following systems trade in over 230 of the most liquid global futures and forward markets and employ a fully automated system to process and analyse market data as well as idiosyncratic non-price data in order to identify and exploit directional moves (or 'trends') in markets. By maintaining comparatively small exposures to any individual contract, Aspect achieves sector and contract diversification. The option aims to minimise unintentional currency exposure.

### Investment category

Alternatives

### Minimum suggested timeframe

At least 5 years

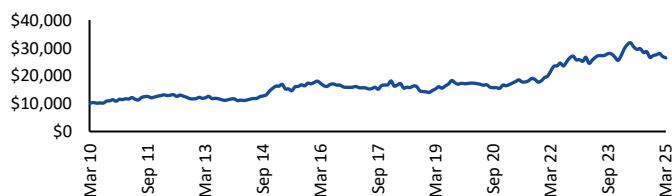
### Investment ranges

| Asset class                | Range     | Benchmark |
|----------------------------|-----------|-----------|
| Cash, futures and forwards | 0% - 100% | n/a       |

### Portfolio holdings disclosure

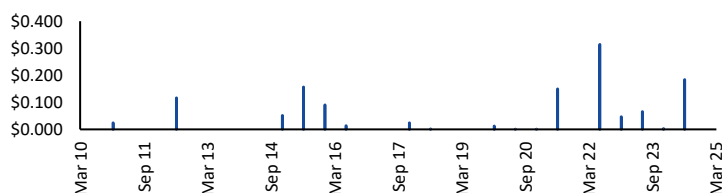
The money in your investment option is invested across a range of assets. To see a full list of holdings for this option, please visit [cfs.com.au/PHD](http://cfs.com.au/PHD)

### Performance chart (\$10,000 invested since inception)



Aspect Diversified Futures returns are calculated using exit price to exit price with distributions reinvested, net of management and transaction costs.

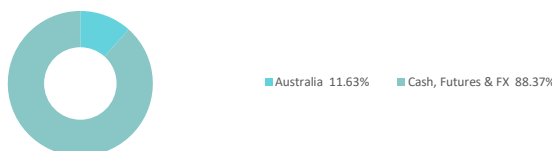
### Distributions (dollars per unit)



### Asset allocation



### Regional allocation



### Disclaimer

Avanteos Investments Limited ABN 20 096 259 979, AFSL 245531 (AIL) is the trustee of the Colonial First State FirstChoice Superannuation Trust ABN 26 458 298 557 and issuer of FirstChoice range of super and pension products.

Colonial First State Investments Limited ABN 98 002 348 352, AFSL 232468 (CFSIL) is the responsible entity and issuer of products made available under FirstChoice Investments and FirstChoice Wholesale Investments.

The investment information in this option profile is historical, produced as at the date specified above. The information below (except performance and key data information) relates to the FirstChoice Investments option only. Information for other options in the FirstChoice product range will be different and is available at [www.cfs.com.au](http://www.cfs.com.au) or by calling us on 13 13 36. We may change asset allocation and securities within the option at any time. Past performance is not an indicator of future performance for this option or any other option available from AIL And CFSIL. This document may include general advice but does not take into account your individual objectives, financial situation, needs or tax circumstances. The Target Market Determinations (TMD) for our financial products can be found at [www.cfs.com.au/tmd](http://www.cfs.com.au/tmd), which include a description of who a financial product might suit. You should read the relevant Product Disclosure Statement (PDS) and Financial Services Guide (FSG) carefully, assess whether the information is appropriate for you, and consider talking to a financial adviser before making an investment decision. You can get the PDS and FSG at [www.cfs.com.au](http://www.cfs.com.au) or by calling us on 13 13 36.

# Aspect Diversified Futures



## Investment Option Profile - March 2025

### Disclaimer

Avanteos Investments Limited ABN 20 096 259 979, AFSL 245531 (AIL) is the trustee of the Colonial First State FirstChoice Superannuation Trust ABN 26 458 298 557 and issuer of FirstChoice range of super and pension products.

Colonial First State Investments Limited ABN 98 002 348 352, AFSL 232468 (CFSIL) is the responsible entity and issuer of products made available under FirstChoice Investments and FirstChoice Wholesale Investments.

The investment information in this option profile is historical, produced as at the date specified above. The information below (except performance and key data information) relates to the FirstChoice Investments option only. Information for other options in the FirstChoice product range will be different and is available at [www.cfs.com.au](http://www.cfs.com.au) or by calling us on 13 13 36. We may change asset allocation and securities within the option at any time. Past performance is not an indicator of future performance for this option or any other option available from AIL And CFSIL. This document may include general advice but does not take into account your individual objectives, financial situation, needs or tax circumstances. The Target Market Determinations (TMD) for our financial products can be found at [www.cfs.com.au/tmd](http://www.cfs.com.au/tmd), which include a description of who a financial product might suit. You should read the relevant Product Disclosure Statement (PDS) and Financial Services Guide (FSG) carefully, assess whether the information is appropriate for you, and consider talking to a financial adviser before making an investment