

Realindex Global Share Value

Investment Option Profile - June 2024

	3 month (%)	6 month (%)	1 year (% pa)	3 years (% pa)	5 years (% pa)	10 years (% pa)	Since inception	Inception date	Fund size
Investments	-1.73	11.63	19.24	11.28	11.23	10.84	10.07	Nov 2008	\$101.01m
Distribution Return	8.72	9.90	11.62	15.47	13.25	12.47	8.92		
Growth Return	-10.45	1.72	7.62	-4.19	-2.02	-1.64	1.14		
Personal Super	-1.54	10.34	17.31	10.12	10.20	9.95	9.02	Dec 2008	\$352.21m
Retirement	-1.73	11.63	19.24	11.27	11.21	10.82	10.04	Dec 2008	\$386.13m
Benchmark^	0.51	13.89	19.08	9.65	11.93	12.34	10.94		

^ MSCI All Country World ex Australia Net Index (100%)

Past performance is not an indicator of future performance for this option or any other option available from Colonial First State.

Returns are calculated on a cumulative year-on-year basis which are then annualised. For funds that have been in existence for less than one year, the since inception performance is actual performance since inception and not annualised. Calculations are based on exit price to exit price with distributions reinvested, after ongoing fees and expenses but excluding individual tax, member fees and entry fees (if applicable).

Please refer to the PDS for full details of the applicable fees, costs, and benchmarks.

Investment objective

To provide capital and income growth by investing in global shares and outperforming the MSCI All Country World (ex Australia) Index, over rolling five-year periods before fees and taxes.

Investment strategy

Realindex forms a universe of global companies based on accounting measures. Factors such as quality, near-term value and momentum are applied to form a final portfolio of companies. The resulting portfolio has a value tilt relative to the benchmark and benefits from being lower in cost, lower turnover and highly diversified compared to traditional active investment strategies. By weighting the portfolio based on accounting measures and other factors, Realindex aims to generate higher returns versus the benchmark over the long term.

Investment category

Global Share

Investment ranges

Asset class	Range	Benchmark
Cash	0% - 5%	0%
Global share	95% - 100%	100%

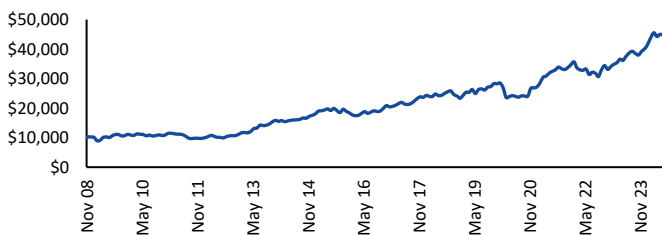
Minimum suggested timeframe

At least 7 years

Portfolio holdings disclosure

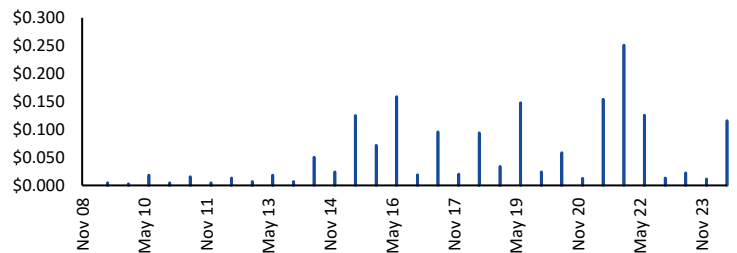
The money in your investment option is invested across a range of assets. To see a full list of holdings for this option, please visit cfs.com.au/PHD

Performance chart (\$10,000 invested since inception)

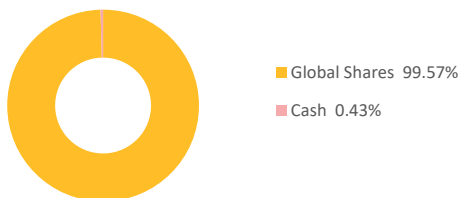


Realindex Global Share Value returns are calculated using exit price to exit price with distributions reinvested, net of management and transaction costs.

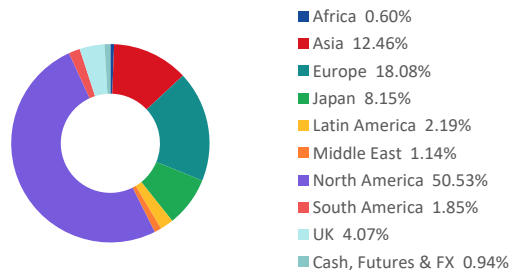
Distributions (dollars per unit)



Asset allocation



Regional allocation



Disclaimer

Avanteos Investments Limited ABN 20 096 259 979, AFSL 245531 (AIL) is the trustee of the Colonial First State FirstChoice Superannuation Trust ABN 26 458 298 557 and issuer of FirstChoice range of super and pension products.

Colonial First State Investments Limited ABN 98 002 348 352, AFSL 232468 (CFSIL) is the responsible entity and issuer of products made available under FirstChoice Investments and FirstChoice Wholesale Investments.

The investment information in this option profile is historical, produced as at the date specified above. The information below (except performance and key data information) relates to the FirstChoice Investments option only. Information for other options in the FirstChoice product range will be different and is available at www.cfs.com.au or by calling us on 13 13 36. We may change asset allocation and securities within the option at any time. Past performance is not an indicator of future performance for this option or any other option available from AIL And CFSIL. This document may include general advice but does not take into account your individual objectives, financial situation, needs or tax circumstances. The Target Market Determinations (TMD) for our financial products can be found at www.cfs.com.au/tmd, which include a description of who a financial product might suit. You should read the relevant Product Disclosure Statement (PDS) and Financial Services Guide (FSG) carefully, assess whether the information is appropriate for you, and consider talking to a financial adviser before making an investment decision. You can get the PDS and FSG at www.cfs.com.au or by calling us on 13 13 36.

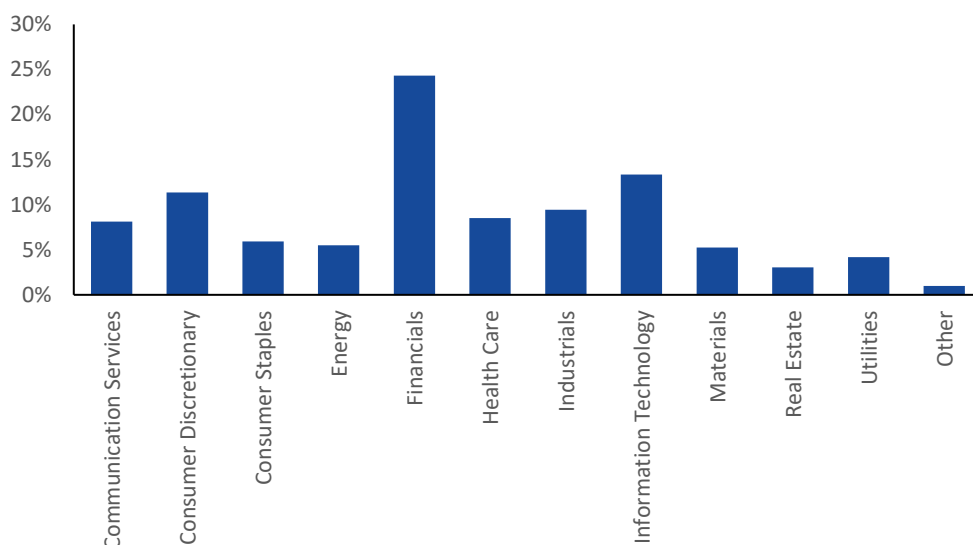
Realindex Global Share Value

Investment Option Profile - June 2024

Top 10 holdings as at 31 May 2024

Apple Inc	2.61%
Meta Platforms Inc	1.14%
Microsoft Corp	1.04%
Amazon.com Inc	1.02%
Visa Inc	1.00%
JPMorgan Chase & Co	0.98%
Banco Bilbao Vizcaya Argentaria SA	0.94%
Novartis AG	0.92%
L'Oreal SA	0.89%
Mastercard Inc	0.88%

Sector Allocation



Disclaimer

Avanteos Investments Limited ABN 20 096 259 979, AFSL 245531 (AIL) is the trustee of the Colonial First State FirstChoice Superannuation Trust ABN 26 458 298 557 and issuer of FirstChoice range of super and pension products.

Colonial First State Investments Limited ABN 98 002 348 352, AFSL 232468 (CFSIL) is the responsible entity and issuer of products made available under FirstChoice Investments and FirstChoice Wholesale Investments.

The investment information in this option profile is historical, produced as at the date specified above. The information below (except performance and key data information) relates to the FirstChoice Investments option only. Information for other options in the FirstChoice product range will be different and is available at www.cfs.com.au or by calling us on 13 13 36. We may change asset allocation and securities within the option at any time. Past performance is not an indicator of future performance for this option or any other option available from AIL And CFSIL. This document may include general advice but does not take into account your individual objectives, financial situation, needs or tax circumstances. The Target Market Determinations (TMD) for our financial products can be found at www.cfs.com.au/tmd, which include a description of who a financial product might suit. You should read the relevant Product Disclosure Statement (PDS) and Financial Services Guide (FSG) carefully, assess whether the information is appropriate for you, and consider talking to a financial adviser before making an investment decision. You can get the PDS and FSG at www.cfs.com.au or by calling us on 13 13 36.