

# Ausbil Australian Emerging Leaders

## Investment Option Profile - March 2024

	3 month (%)	6 month (%)	1 year (%) pa	3 years (%) pa	5 years (%) pa	10 years (%) pa	Since inception	Inception date	Fund size
Investments	7.56	8.39	16.19	7.04	9.20	7.65	5.81	Apr 2007	\$33.01m
Distribution Return	0.49	1.09	3.29	10.83	8.47	7.97	5.10		
Growth Return	7.08	7.30	12.90	-3.79	0.74	-0.31	0.71		
Personal Super	6.70	7.82	14.86	6.88	8.75	7.54	5.86	May 2007	\$80.57m
Retirement	7.53	8.89	16.90	7.57	9.81	8.38	6.37	May 2007	\$59.99m
Benchmark^	6.90	13.21	14.59	7.30	9.42	10.15	4.99		

^ S&P/ASX Midcap 50 Accumulation Index (70%); S&P/ASX Small Ordinaries Accumulation Index (30%)

Past performance is not an indicator of future performance for this option or any other option available from Colonial First State.

Returns are calculated on a cumulative year-on-year basis which are then annualised. For funds that have been in existence for less than one year, the since inception performance is actual performance since inception and not annualised. Calculations are based on exit price to exit price with distributions reinvested, after ongoing fees and expenses but excluding individual tax, member fees and entry fees (if applicable).

Please refer to the PDS for full details of the applicable fees, costs, and benchmarks.

### Investment objective

To provide long-term growth by investing in both mid and small-cap stocks which possess potential for superior growth. The option aims to outperform the composite benchmark (70% S&P/ASX Midcap 50 Accumulation Index and 30% S&P/ASX Small Ordinaries Accumulation Index) over rolling three-year periods before fees and taxes.

### Investment strategy

The option predominantly invests in listed mid and small cap Australian equities in the S&P/ASX 300 Index, but generally excludes securities in the S&P/ASX 50 Index. The option seeks to identify earnings and earnings revisions at an early stage, and hence to pre-empt stock price movements. The manager also seeks to position the portfolio towards those sectors and stocks which it believes will experience positive earnings revisions and away from those it believes will suffer negative revisions.

### Investment category

Australian Share - Small Companies

### Minimum suggested timeframe

At least 7 years

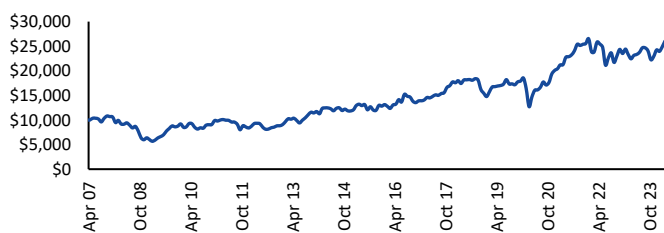
### Portfolio holdings disclosure

The money in your investment option is invested across a range of assets. To see a full list of holdings for this option, please visit [cfs.com.au/PHD](https://cfs.com.au/PHD)

### Investment ranges

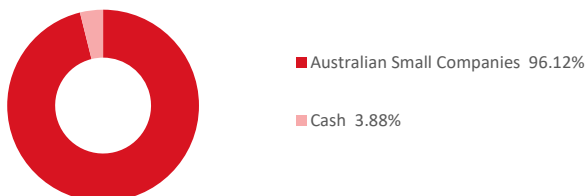
Asset class	Range	Benchmark
Australian shares	90% - 100%	100%
Cash	0% - 10%	0%

### Performance chart (\$10,000 invested since inception)

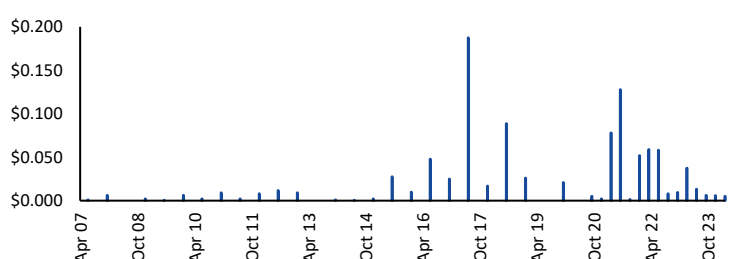


Ausbil Australian Emerging Leaders returns are calculated using exit price to exit price with distributions reinvested, net of management and transaction costs.

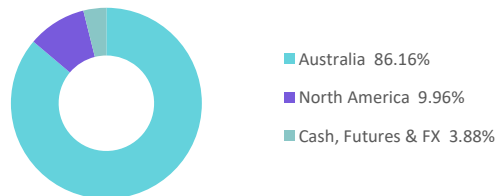
### Asset allocation



### Distributions (dollars per unit)



### Regional allocation



### Disclaimer

Avanteos Investments Limited ABN 20 096 259 979, AFSL 245531 (AIL) is the trustee of the Colonial First State FirstChoice Superannuation Trust ABN 26 458 298 557 and issuer of FirstChoice range of super and pension products.

Colonial First State Investments Limited ABN 98 002 348 352, AFSL 232468 (CFSIL) is the responsible entity and issuer of products made available under FirstChoice Investments and FirstChoice Wholesale Investments.

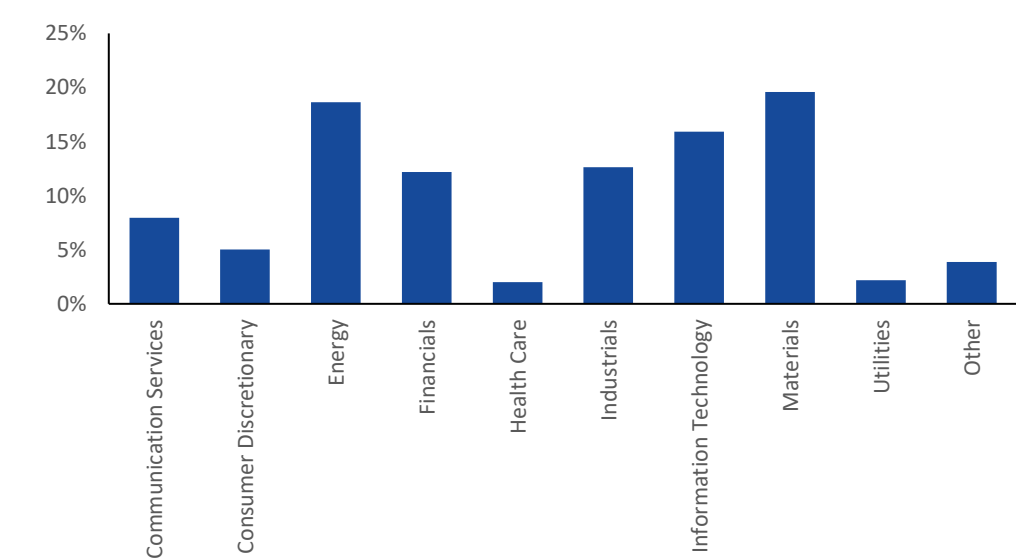
The investment information in this option profile is historical, produced as at the date specified above. The information below (except performance and key data information) relates to the FirstChoice Investments option only. Information for other options in the FirstChoice product range will be different and is available at [www.cfs.com.au](https://www.cfs.com.au) or by calling us on 13 13 36. We may change asset allocation and securities within the option at any time. Past performance is not an indicator of future performance for this option or any other option available from AIL And CFSIL. This document may include general advice but does not take into account your individual objectives, financial situation, needs or tax circumstances. The Target Market Determinations (TMD) for our financial products can be found at [www.cfs.com.au/tmd](https://www.cfs.com.au/tmd), which include a description of who a financial product might suit. You should read the relevant Product Disclosure Statement (PDS) and Financial Services Guide (FSG) carefully, assess whether the information is appropriate for you, and consider talking to a financial adviser before making an investment decision. You can get the PDS and FSG at [www.cfs.com.au](https://www.cfs.com.au) or by calling us on 13 13 36.

## Investment Option Profile - March 2024

### Top 10 holdings as at 29 February 2024

WiseTech Global Ltd	5.56%
NEXTDC Ltd	4.82%
REA Group Ltd	4.30%
Block Inc	4.23%
Lynas Rare Earths Ltd	4.22%
Boss Energy Ltd	3.58%
CAR Group Ltd	3.54%
Whitehaven Coal Ltd	3.45%
Ampol Ltd	3.37%
Challenger Ltd	3.31%

### Sector Allocation



### Disclaimer

Avanteos Investments Limited ABN 20 096 259 979, AFSL 245531 (AIL) is the trustee of the Colonial First State FirstChoice Superannuation Trust ABN 26 458 298 557 and issuer of FirstChoice range of super and pension products.

Colonial First State Investments Limited ABN 98 002 348 352, AFSL 232468 (CFSIL) is the responsible entity and issuer of products made available under FirstChoice Investments and FirstChoice Wholesale Investments.

The investment information in this option profile is historical, produced as at the date specified above. The information below (except performance and key data information) relates to the FirstChoice Investments option only. Information for other options in the FirstChoice product range will be different and is available at [www.cfs.com.au](http://www.cfs.com.au) or by calling us on 13 13 36. We may change asset allocation and securities within the option at any time. Past performance is not an indicator of future performance for this option or any other option available from AIL And CFSIL. This document may include general advice but does not take into account your individual objectives, financial situation, needs or tax circumstances. The Target Market Determinations (TMD) for our financial products can be found at [www.cfs.com.au/tmd](http://www.cfs.com.au/tmd), which include a description of who a financial product might suit. You should read the relevant Product Disclosure Statement (PDS) and Financial Services Guide (FSG) carefully, assess whether the information is appropriate for you, and consider talking to a financial adviser before making an investment decision. You can get the PDS and FSG at [www.cfs.com.au](http://www.cfs.com.au) or by calling us on 13 13 36.