

# Acadian Wholesale Australian Equity

## Investment Option Profile - October 2023

	3 month (%)	6 month (%)	1 year (%) pa	3 years (%) pa	5 years (%) pa	10 years (%) pa	Since inception	Inception date	Fund size
Investments	-7.38	-5.58	1.61	8.94	7.27	6.98	5.97	Nov 2005	\$7.19m
Distribution Return	1.31	1.61	3.88	4.31	3.91	3.82	4.34		
Growth Return	-8.69	-7.19	-2.27	4.63	3.36	3.16	1.63		
Personal Super	-6.27	-4.44	2.92	9.41	7.85	7.60	5.82	Mar 2006	\$21.01m
Retirement	-6.89	-4.86	3.05	10.67	8.87	8.55	6.87	Mar 2006	\$17.27m
Benchmark^	-7.31	-5.43	2.50	8.66	7.14	6.56	6.56		

^ S&P/ASX 300 Accumulation Index (100%)

Past performance is not an indicator of future performance for this option or any other option available from Colonial First State.

Returns are calculated on a cumulative year-on-year basis which are then annualised. For funds that have been in existence for less than one year, the since inception performance is actual performance since inception and not annualised. Calculations are based on exit price to exit price with distributions reinvested, after ongoing fees and expenses but excluding individual tax, member fees and entry fees (if applicable).

Please refer to the PDS for full details of the applicable fees, costs, and benchmarks.

### Investment objective

To maximise risk-adjusted, long-term returns by investing in stocks listed on the Australian Securities Exchange while carefully controlling portfolio risk and transaction costs. The option aims to outperform the S&P/ASX 300 Accumulation Index over rolling four year periods before fees and taxes.

### Investment strategy

The option's investment strategy is based on the belief that markets are inefficient, creating price anomalies that can be exploited by a disciplined, objective investment process. Acadian's investment approach employs structured stock and peer group valuation models, which are designed to capture a broad range of relevant characteristics such as quality, value, earnings growth and price-related factors. This aims to systematically unearth securities with unrecognised value, as well as improving earnings prospects to help unlock that value.

### Investment category

Australian Share

### Minimum suggested timeframe

At least 7 years

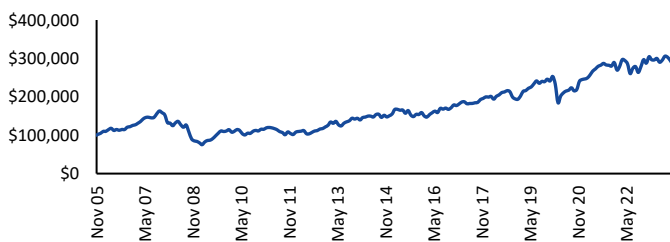
### Portfolio holdings disclosure

The money in your investment option is invested across a range of assets. To see a full list of holdings for this option, please visit [cfs.com.au/PHD](http://cfs.com.au/PHD)

### Investment ranges

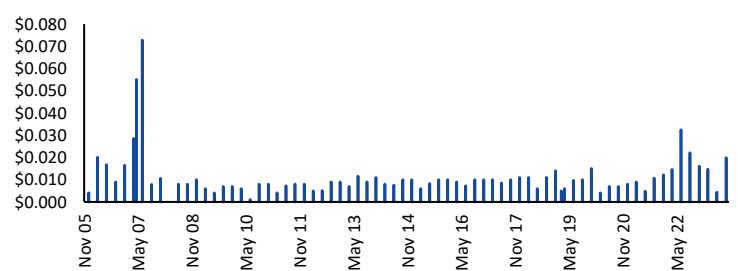
Asset class	Range	Benchmark
Australian shares	95% - 100%	100%
Cash	0% - 5%	0%

### Performance chart (\$100,000 invested since inception)

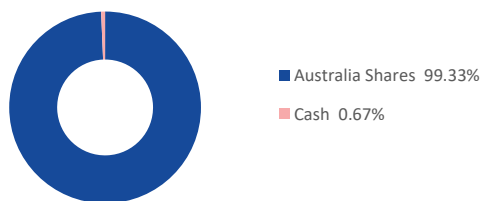


Acadian Wholesale Australian Equity returns are calculated using exit price to exit price with distributions reinvested, net of management and transaction costs.

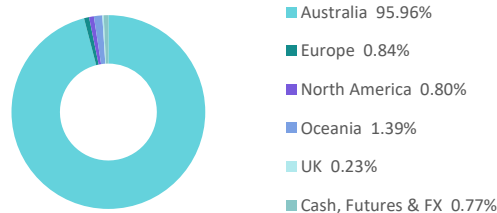
### Distributions (dollars per unit)



### Asset allocation



### Regional allocation



Avanteos Investments Limited ABN 20 096 259 979, AFSL 245531 (AIL) is the trustee of the Colonial First State FirstChoice Superannuation Trust ABN 26 458 298 557 and issuer of FirstChoice range of super and pension products.

Colonial First State Investments Limited ABN 98 002 348 352, AFSL 232468 (CFSIL) is the responsible entity and issuer of products made available under FirstChoice Investments and FirstChoice Wholesale Investments.

The investment information in this option profile is historical, produced as at the date specified above. The information below (except performance and key data information) relates to the FirstChoice Investments option only. Information for other options in the FirstChoice product range will be different and is available at [www.cfs.com.au](http://www.cfs.com.au) or by calling us on 13 13 36. We may change asset allocation and securities within the option at any time. Past performance is not an indicator of future performance for this option or any other option available from AIL And CFSIL. This document may include general advice but does not take into account your individual objectives, financial situation, needs or tax circumstances. The Target Market Determinations (TMD) for our financial products can be found at [www.cfs.com.au/tmd](http://www.cfs.com.au/tmd), which include a description of who a financial product might suit. You should read the relevant Product Disclosure Statement (PDS) and Financial Services Guide (FSG) carefully, assess whether the information is appropriate for you, and consider talking to a financial adviser before making an investment decision. You can get the PDS and FSG at [www.cfs.com.au](http://www.cfs.com.au) or by calling us on 13 13 36.

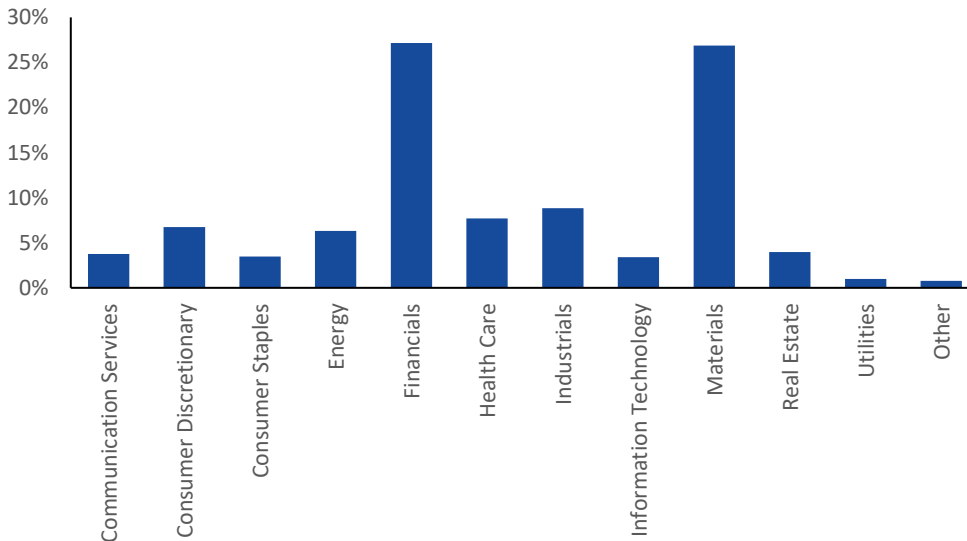
# Acadian Wholesale Australian Equity

## Investment Option Profile - October 2023

### Top 10 holdings as at 30 September 2023

BHP Group Ltd	10.63%
Commonwealth Bank of Australia	6.78%
ANZ Group Holdings Ltd	4.75%
CSL Ltd	4.64%
National Australia Bank Ltd	3.20%
Macquarie Group Ltd	3.12%
Woodside Energy Group Ltd	2.65%
Westpac Banking Corp	2.61%
Aristocrat Leisure Ltd	2.36%
Rio Tinto Ltd	2.10%

### Sector Allocation



Avanteos Investments Limited ABN 20 096 259 979, AFSL 245531 (AIL) is the trustee of the Colonial First State FirstChoice Superannuation Trust ABN 26 458 298 557 and issuer of FirstChoice range of super and pension products.

Colonial First State Investments Limited ABN 98 002 348 352, AFSL 232468 (CFSIL) is the responsible entity and issuer of products made available under FirstChoice Investments and FirstChoice Wholesale Investments.

The investment information in this option profile is historical, produced as at the date specified above. The information below (except performance and key data information) relates to the FirstChoice Investments option only. Information for other options in the FirstChoice product range will be different and is available at [www.cfs.com.au](http://www.cfs.com.au) or by calling us on 13 13 36. We may change asset allocation and securities within the option at any time. Past performance is not an indicator of future performance for this option or any other option available from AIL And CFSIL. This document may include general advice but does not take into account your individual objectives, financial situation, needs or tax circumstances. The Target Market Determinations (TMD) for our financial products can be found at [www.cfs.com.au/tmd](http://www.cfs.com.au/tmd), which include a description of who a financial product might suit. You should read the relevant Product Disclosure Statement (PDS) and Financial Services Guide (FSG) carefully, assess whether the information is appropriate for you, and consider talking to a financial adviser before making an investment decision. You can get the PDS and FSG at [www.cfs.com.au](http://www.cfs.com.au) or by calling us on 13 13 36.