

## Investment Option Profile - February 2024

	3 month (%)	6 month (%)	1 year (%) pa	3 years (%) pa	5 years (%) pa	10 years (%) pa	Since inception	Inception date	Fund size
Investments	14.53	12.86	29.92	16.89	14.41	12.24	8.27	Jun 2005	\$113.99m
Distribution Return	0.00	0.00	0.61	0.98	0.77	0.85	1.43		
Growth Return	14.53	12.86	29.31	15.90	13.64	11.39	6.84		
Personal Super	12.93	11.52	26.81	15.35	13.07	11.16	7.59	Jun 2005	\$47.00m
Retirement	14.51	12.85	29.87	16.86	14.37	12.20	8.31	Jun 2005	\$31.07m
Benchmark^	12.74	11.92	29.79	15.18	13.74	12.69	8.82		

^ MSCI World ex Australia Net Index (100%)

Past performance is not an indicator of future performance for this option or any other option available from Colonial First State.

Returns are calculated on a cumulative year-on-year basis which are then annualised. For funds that have been in existence for less than one year, the since inception performance is actual performance since inception and not annualised. Calculations are based on exit price to exit price with distributions reinvested, after ongoing fees and expenses but excluding individual tax, member fees and entry fees (if applicable).

Please refer to the PDS for full details of the applicable fees, costs, and benchmarks.

### Investment objective

To maximise risk-adjusted, long term active returns from a diversified portfolio of global securities while actively incorporating a range of Environmental, Social and Governance (ESG) investment criteria and reducing exposure to carbon intensive companies relative to the benchmark. The option aims to outperform the MSCI World (ex Australia) Index over rolling four year periods before fees and taxes.

### Investment strategy

Acadian utilises a systematic multi-factor investment approach, while integrating a range of ESG criteria, to select stocks. This includes having no exposure to stocks that derive any revenue from the production or manufacturing of tobacco and controversial weapons or more than 10% of gross revenue from the production or manufacture of products in alcohol, gambling and adult entertainment; derive more than 20% of gross revenue from thermal coal mining or extraction of unconventional oil & gas.

### Investment category

Global Share

### Minimum suggested timeframe

At least 7 years

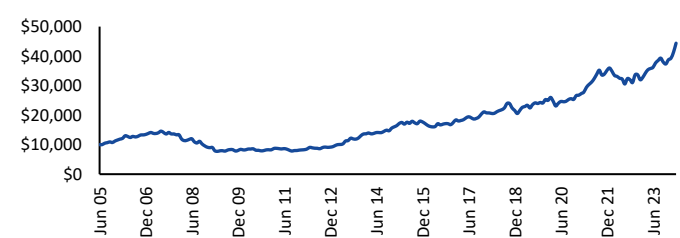
### Portfolio holdings disclosure

The money in your investment option is invested across a range of assets. To see a full list of holdings for this option, please visit [cfs.com.au/PHD](https://cfs.com.au/PHD)

### Investment ranges

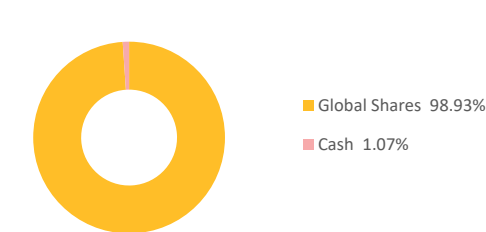
Asset class	Range	Benchmark
Cash	0% - 10%	0%
Global share	90% - 100%	100%

### Performance chart (\$10,000 invested since inception)



Acadian Sustainable Global Equity returns are calculated using exit price to exit price with distributions reinvested, net of management and transaction costs.

### Asset allocation



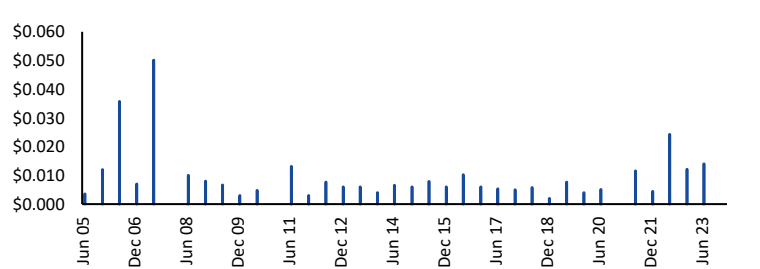
### Disclaimer

Avanteos Investments Limited ABN 20 096 259 979, AFSL 245531 (AIL) is the trustee of the Colonial First State FirstChoice Superannuation Trust ABN 26 458 298 557 and issuer of FirstChoice range of super and pension products.

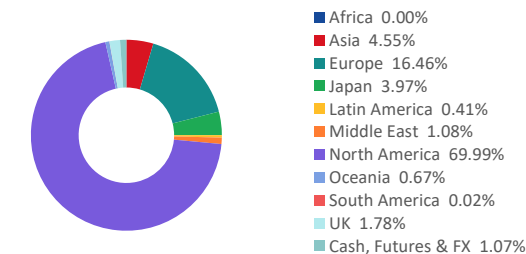
Colonial First State Investments Limited ABN 98 002 348 352, AFSL 232468 (CFSIL) is the responsible entity and issuer of products made available under FirstChoice Investments and FirstChoice Wholesale Investments.

The investment information in this option profile is historical, produced as at the date specified above. The information below (except performance and key data information) relates to the FirstChoice Investments option only. Information for other options in the FirstChoice product range will be different and is available at [www.cfs.com.au](https://www.cfs.com.au) or by calling us on 13 13 36. We may change asset allocation and securities within the option at any time. Past performance is not an indicator of future performance for this option or any other option available from AIL And CFSIL. This document may include general advice but does not take into account your individual objectives, financial situation, needs or tax circumstances. The Target Market Determinations (TMD) for our financial products can be found at [www.cfs.com.au/tmd](https://www.cfs.com.au/tmd), which include a description of who a financial product might suit. You should read the relevant Product Disclosure Statement (PDS) and Financial Services Guide (FSG) carefully, assess whether the information is appropriate for you, and consider talking to a financial adviser before making an investment decision. You can get the PDS and FSG at [www.cfs.com.au](https://www.cfs.com.au) or by calling us on 13 13 36.

### Distributions (dollars per unit)



### Regional allocation

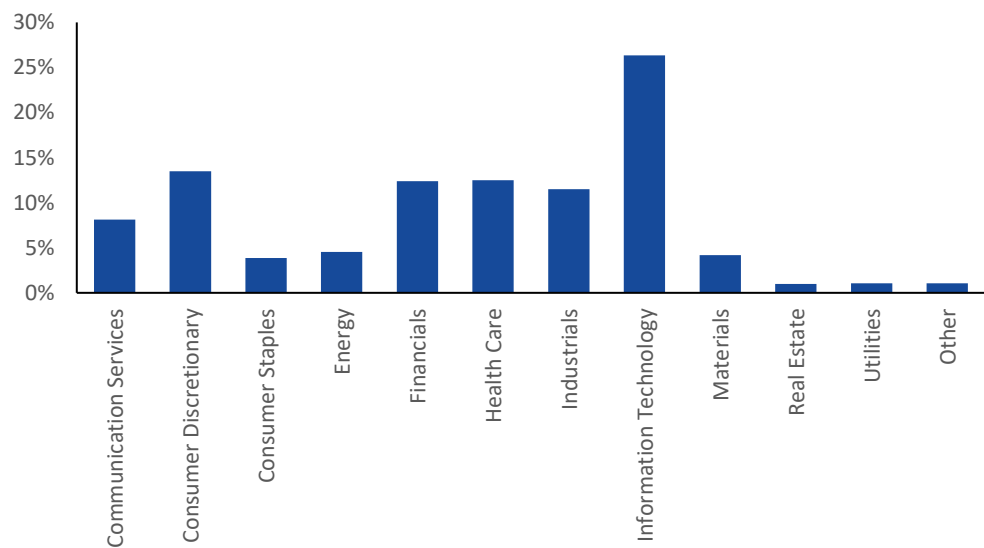


## Investment Option Profile - February 2024

### Top 10 holdings as at 31 January 2024

Microsoft Corp	5.20%
Amazon.com Inc	4.09%
NVIDIA Corp	3.97%
Alphabet Inc	3.19%
Apple Inc	2.68%
McKesson Corp	2.34%
Industria de Diseno Textil SA	2.27%
Ecolab Inc	2.24%
Mastercard Inc	2.23%
Booking Holdings Inc	2.23%

### Sector Allocation



### Disclaimer

Avanteos Investments Limited ABN 20 096 259 979, AFSL 245531 (AIL) is the trustee of the Colonial First State FirstChoice Superannuation Trust ABN 26 458 298 557 and issuer of FirstChoice range of super and pension products.

Colonial First State Investments Limited ABN 98 002 348 352, AFSL 232468 (CFSIL) is the responsible entity and issuer of products made available under FirstChoice Investments and FirstChoice Wholesale Investments.

The investment information in this option profile is historical, produced as at the date specified above. The information below (except performance and key data information) relates to the FirstChoice Investments option only. Information for other options in the FirstChoice product range will be different and is available at [www.cfs.com.au](http://www.cfs.com.au) or by calling us on 13 13 36. We may change asset allocation and securities within the option at any time. Past performance is not an indicator of future performance for this option or any other option available from AIL And CFSIL. This document may include general advice but does not take into account your individual objectives, financial situation, needs or tax circumstances. The Target Market Determinations (TMD) for our financial products can be found at [www.cfs.com.au/tmd](http://www.cfs.com.au/tmd), which include a description of who a financial product might suit. You should read the relevant Product Disclosure Statement (PDS) and Financial Services Guide (FSG) carefully, assess whether the information is appropriate for you, and consider talking to a financial adviser before making an investment decision. You can get the PDS and FSG at [www.cfs.com.au](http://www.cfs.com.au) or by calling us on 13 13 36.