

# CFS Geared Global Share

## Investment Option Profile - February 2024

	3 month (%)	6 month (%)	1 year (% pa)	3 years (% pa)	5 years (% pa)	10 years (% pa)	Since inception	Inception date	Fund size
Investments	20.84	18.70	36.69	9.02	12.80	12.27	4.89	Sep 2001	\$55.49m
Distribution Return	0.00	0.00	2.17	16.37	15.11	10.25	4.63		
Growth Return	20.84	18.70	34.52	-7.35	-2.31	2.02	0.25		
Personal Super	18.30	16.45	31.79	8.15	11.43	11.15	7.53	Jul 2004	\$85.20m
Retirement	20.80	18.66	36.61	9.05	12.80	12.26	8.33	Jul 2004	\$5.68m
Benchmark^	11.98	11.10	27.84	13.22	12.52	11.89	6.18		

^ MSCI All Country World ex Australia Net Index (100%)

Past performance is not an indicator of future performance for this option or any other option available from Colonial First State.

Returns are calculated on a cumulative year-on-year basis which are then annualised. For funds that have been in existence for less than one year, the since inception performance is actual performance since inception and not annualised. Calculations are based on exit price to exit price with distributions reinvested, after ongoing fees and expenses but excluding individual tax, member fees and entry fees (if applicable).

Please refer to the PDS for full details of the applicable fees, costs, and benchmarks.

### Investment objective

To magnify long-term capital growth by borrowing to invest in a diversified portfolio of global shares. The option aims to outperform the MSCI All Country World ex Australia Index (net dividends reinvested), in Australian dollar terms over rolling seven-year periods before fees and taxes.

### Investment strategy

To invest in a diversified portfolio of companies. The investments are managed by combining the portfolios of a number of leading global share managers to provide an actively managed, diversified portfolio. The option utilises gearing to magnify returns from underlying investments. Investors' capital in the option is not hedged but the option may hedge up to 100% of the currency exposure relating to the borrowings of the option.

### Investment category

Geared

### Minimum suggested timeframe

At least 7 years

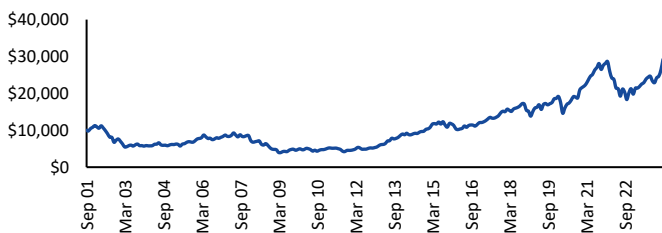
### Portfolio holdings disclosure

The money in your investment option is invested across a range of assets. To see a full list of holdings for this option, please visit [cfs.com.au/PHD](http://cfs.com.au/PHD)

### Investment ranges

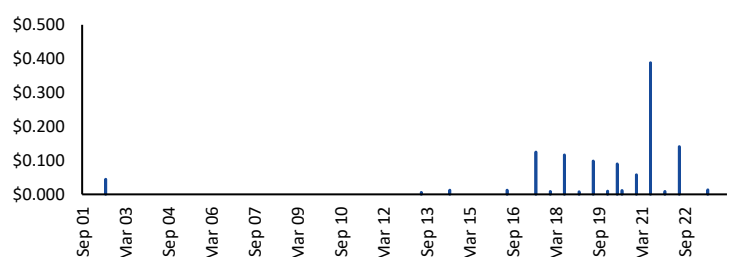
Asset class	Range	Benchmark
Cash	0% - 10%	0%
Global share	90% - 100%	100%

### Performance chart (\$10,000 invested since inception)

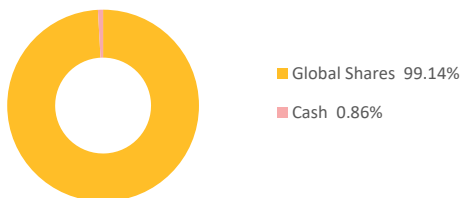


CFS Geared Global Share returns are calculated using exit price to exit price with distributions reinvested, net of management and transaction costs.

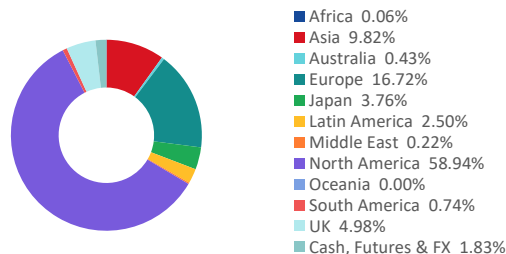
### Distributions (dollars per unit)



### Asset allocation



### Regional allocation



### Disclaimer

Avanteos Investments Limited ABN 20 096 259 979, AFSL 245531 (AIL) is the trustee of the Colonial First State FirstChoice Superannuation Trust ABN 26 458 298 557 and issuer of FirstChoice range of super and pension products.

Colonial First State Investments Limited ABN 98 002 348 352, AFSL 232468 (CFSIL) is the responsible entity and issuer of products made available under FirstChoice Investments and FirstChoice Wholesale Investments.

The investment information in this option profile is historical, produced as at the date specified above. The information below (except performance and key data information) relates to the FirstChoice Investments option only. Information for other options in the FirstChoice product range will be different and is available at [www.cfs.com.au](http://www.cfs.com.au) or by calling us on 13 13 36. We may change asset allocation and securities within the option at any time. Past performance is not an indicator of future performance for this option or any other option available from AIL And CFSIL. This document may include general advice but does not take into account your individual objectives, financial situation, needs or tax circumstances. The Target Market Determinations (TMD) for our financial products can be found at [www.cfs.com.au/tmd](http://www.cfs.com.au/tmd), which include a description of who a financial product might suit. You should read the relevant Product Disclosure Statement (PDS) and Financial Services Guide (FSG) carefully, assess whether the information is appropriate for you, and consider talking to a financial adviser before making an investment decision. You can get the PDS and FSG at [www.cfs.com.au](http://www.cfs.com.au) or by calling us on 13 13 36.

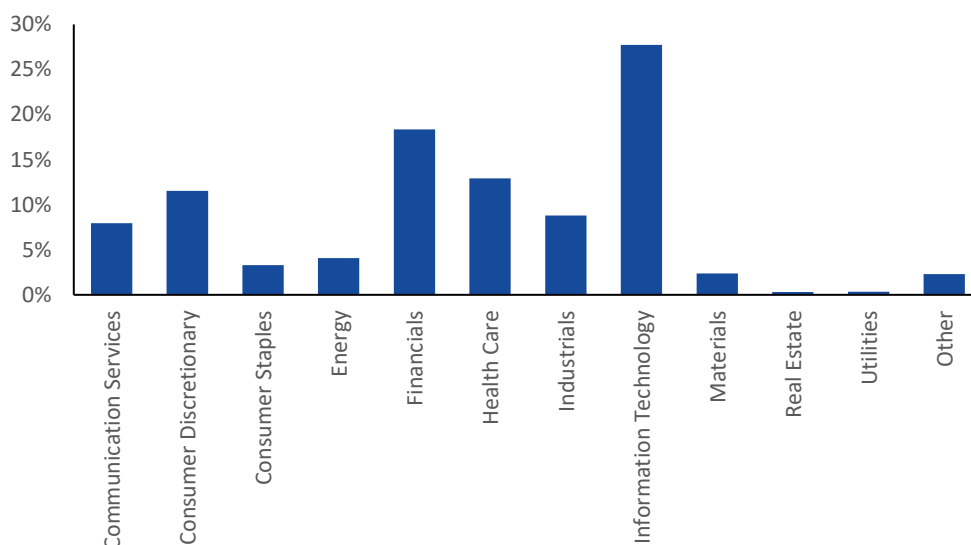
# CFS Geared Global Share

## Investment Option Profile - February 2024

### Top 10 holdings as at 31 January 2024

Microsoft Corp	7.83%
Apple Inc	4.31%
NVIDIA Corp	4.05%
Meta Platforms Inc	3.87%
Amazon.com Inc	3.20%
UnitedHealth Group Inc	2.34%
Taiwan Semiconductor Manufacturing Co Ltd	1.90%
Alphabet Inc	1.82%
Elevance Health Inc	1.67%
Mastercard Inc	1.64%

### Sector Allocation



### Disclaimer

Avanteos Investments Limited ABN 20 096 259 979, AFSL 245531 (AIL) is the trustee of the Colonial First State FirstChoice Superannuation Trust ABN 26 458 298 557 and issuer of FirstChoice range of super and pension products.

Colonial First State Investments Limited ABN 98 002 348 352, AFSL 232468 (CFSIL) is the responsible entity and issuer of products made available under FirstChoice Investments and FirstChoice Wholesale Investments.

The investment information in this option profile is historical, produced as at the date specified above. The information below (except performance and key data information) relates to the FirstChoice Investments option only. Information for other options in the FirstChoice product range will be different and is available at [www.cfs.com.au](http://www.cfs.com.au) or by calling us on 13 13 36. We may change asset allocation and securities within the option at any time. Past performance is not an indicator of future performance for this option or any other option available from AIL And CFSIL. This document may include general advice but does not take into account your individual objectives, financial situation, needs or tax circumstances. The Target Market Determinations (TMD) for our financial products can be found at [www.cfs.com.au/tmd](http://www.cfs.com.au/tmd), which include a description of who a financial product might suit. You should read the relevant Product Disclosure Statement (PDS) and Financial Services Guide (FSG) carefully, assess whether the information is appropriate for you, and consider talking to a financial adviser before making an investment decision. You can get the PDS and FSG at [www.cfs.com.au](http://www.cfs.com.au) or by calling us on 13 13 36.