

# Investors Mutual Wholesale Australian Share

## Investment Option Profile - March 2022

|                     | 3 month (%) | 6 month (%) | 1 year (%) pa | 3 years (%) pa | 5 years (%) pa | 10 years (%) pa | Since inception | Inception date | Fund size   |
|---------------------|-------------|-------------|---------------|----------------|----------------|-----------------|-----------------|----------------|-------------|
| Investments         | 2.22        | 2.99        | 12.73         | 6.02           | 5.18           | 8.54            | 7.69            | Apr 2004       | \$1,078.96m |
| Distribution Return | 2.23        | 3.27        | 4.55          | 4.85           | 5.27           | 4.41            | 4.63            |                |             |
| Growth Return       | -0.02       | -0.28       | 8.18          | 1.18           | -0.10          | 4.13            | 3.07            |                |             |
| Personal Super      | 1.91        | 3.30        | 12.32         | 6.21           | 5.52           | 8.80            | 7.89            | Jul 2004       | \$266.39m   |
| Retirement          | 2.19        | 3.80        | 13.93         | 7.02           | 6.20           | 9.85            | 8.87            | Jul 2004       | \$463.98m   |
| Benchmark^          | 2.08        | 4.34        | 15.21         | 10.84          | 9.38           | 10.10           | 8.95            |                |             |

^ S&P/ASX 300 Accumulation Index (100%)

Past performance is not an indicator of future performance for this option or any other option available from Colonial First State.

All returns are calculated on an annualised basis using exit price to exit price with distributions reinvested, net of management costs, transaction costs and for FirstChoice Personal Super and FirstChoice Employer Super net of tax payable by the trustee. All return calculations exclude contribution surcharge, excess contribution tax or individual taxes payable by the investor and all other fees and rebates disclosed in the relevant Product Disclosure Statements (PDSs). For FirstChoice Investments, the 'distribution' component is the amount paid by the way of distribution, which may include net realised capital gains.

Please refer to the PDS for full details of the applicable fees, costs, and benchmarks.

### Investment objective

To provide investors with a rate of return (after fees and expenses and before taxes) which exceeds the return of the S&P/ASX 300 Accumulation Index on a rolling four-year basis.

### Investment strategy

Investors Mutual Limited (IML) uses a conservative investment style with a long-term focus. IML aims to deliver consistent returns for clients through the disciplined application of a fundamental, quality and value-based approach to investing. The option will invest in a diversified portfolio of quality ASX listed industrial and resource shares, where these shares are identified by our investment team as being undervalued.

### Investment category

Australian Share

### Minimum suggested timeframe

At least 7 years

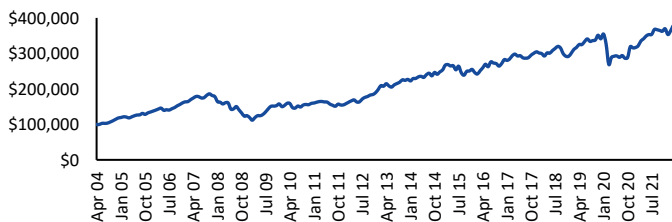
### Portfolio holdings disclosure

The money in your investment option is invested across a range of assets. To see a full list of holdings for this option, please visit [cfs.com.au/PHD](http://cfs.com.au/PHD)

### Investment ranges

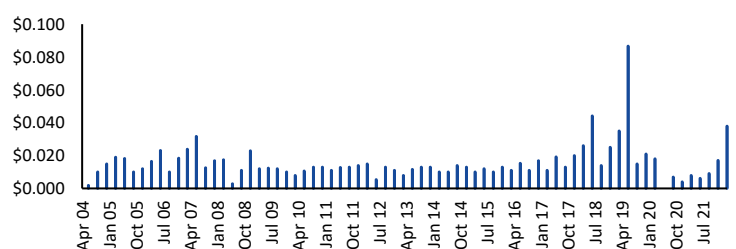
| Asset class       | Range      | Benchmark |
|-------------------|------------|-----------|
| Australian shares | 90% - 100% | 100%      |
| Cash              | 0% - 10%   | 0%        |

### Performance chart (\$100,000 invested since inception)

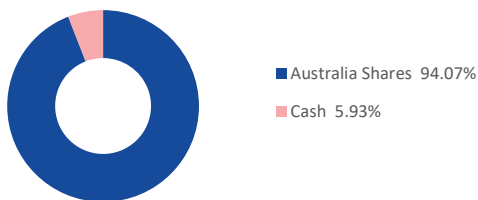


Investors Mutual Wholesale Australian Share returns are calculated using exit price to exit price with distributions reinvested, net of management and transaction costs.

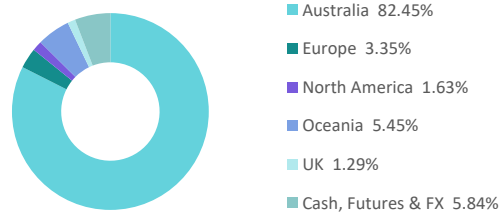
### Distributions (dollars per unit)



### Asset allocation



### Regional allocation



Colonial First State Investments Limited ABN 98 002 348 352, AFSL 232468 (Colonial First State) is the issuer of FirstChoice Personal Super, FirstChoice Wholesale Personal Super, FirstChoice Pension, FirstChoice Wholesale Pension, FirstChoice Employer Super offered from the Colonial First State FirstChoice Superannuation Trust ABN 26 458 298 557. It also issues interests in products made available under FirstChoice Investments and FirstChoice Wholesale Investments. The investment information in this option profile is historical, produced as at the date specified above. The information below (except performance and key data information) relates to the FirstChoice Investments option only. Information for other options in the FirstChoice product range will be different and is available at [www.cfs.com.au](http://www.cfs.com.au) or by calling us on 13 13 36. We may change asset allocation and securities within the option at any time. Past performance is not an indicator of future performance for this option or any other option available from Colonial First State.

This document provides general advice only and is not personal advice. It does not take into account your individual objectives, financial situation or needs. Product Disclosure Statements (PDSs) for all Colonial First State products are available at [www.cfs.com.au](http://www.cfs.com.au) or by contacting Investor Services on 13 13 36 or from your financial adviser. The Target Market Determinations (TMD) for our financial products can be found at [www.cfs.com.au/tmd](http://www.cfs.com.au/tmd) and include a description of who a financial product is appropriate for. You should read the relevant PDS and assess whether the information in it is appropriate for you, and consider talking to a financial adviser before making an investment decision.

Colonial First State (CFS) is Superannuation and Investments HoldCo Pty Limited ABN 64 644 660 882 and its subsidiaries which include CFSIL. The investments are subject to investment and other risks, including possible delays in the repayment and loss of earnings. The investment performance and the repayment of capital of CFSIL products is not guaranteed.