

## Australian Share

Investment Option Profile - March 2022

	3 month (%)	6 month (%)	1 year (%) pa	3 years (%) pa	5 years (%) pa	10 years (%) pa	Since inception	Inception date	Fund size
Investments	8.27	9.03	17.90	9.28	7.13	9.00	7.25	Apr 2002	\$106.54m
Distribution Return	2.93	4.84	10.69	9.08	9.21	7.50	6.68		
Growth Return	5.34	4.18	7.21	0.20	-2.08	1.51	0.57		
Personal Super	7.41	9.09	17.41	9.30	7.53	9.67	8.04	Jul 2004	\$14.51m
Retirement	8.42	10.52	19.85	10.92	8.79	10.91	9.38	Aug 2004	\$22.98m
Benchmark^	2.24	4.38	14.97	10.58	9.21	10.15	8.57		

^ S&P/ASX 200 Accumulation Index (100%)

Past performance is not an indicator of future performance for this option or any other option available from Colonial First State.

All returns are calculated on an annualised basis using exit price to exit price with distributions reinvested, net of management costs, transaction costs and for FirstChoice Personal Super and FirstChoice Employer Super net of tax payable by the trustee. All return calculations exclude contribution surcharge, excess contribution tax or individual taxes payable by the investor and all other fees and rebates disclosed in the relevant Product Disclosure Statements (PDSs). For FirstChoice Investments, the 'distribution' component is the amount paid by the way of distribution, which may include net realised capital gains. Please refer to the PDS for full details of the applicable fees, costs, and benchmarks.

### Investment objective

To outperform the S&P/ASX 200 Accumulation Index before fees and taxes over rolling four-year periods..

### Investment strategy

Maple-Brown Abbott invests in a wide range of Australian shares. As bottom-up stock pickers, they place a strong emphasis on fundamental company research. The investment team conducts in-depth analysis and prepares estimates on companies. This research identifies stocks that are currently trading at an attractive discount to their true underlying value. The option is made up of those stocks in which the investment team has the highest conviction. The allocation to cash can play an important part in managing the volatility of investment returns.

### Investment category

Australian Share

### Investment ranges

Asset class	Range	Benchmark
Australian shares	85% - 100%	100%
Cash	0% - 15%	0%

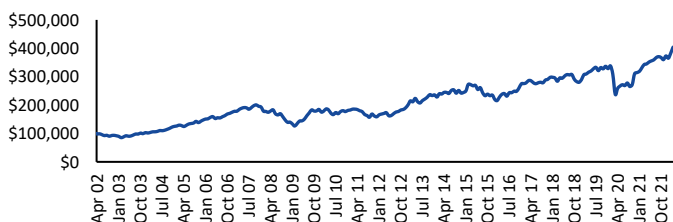
### Minimum suggested timeframe

At least 7 years

### Portfolio holdings disclosure

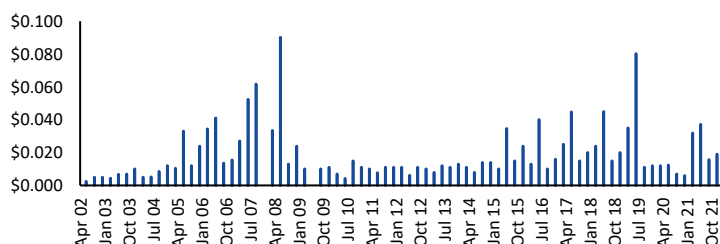
The money in your investment option is invested across a range of assets. To see a full list of holdings for this option, please visit [cfs.com.au/PHD](http://cfs.com.au/PHD)

### Performance chart (\$100,000 invested since inception)

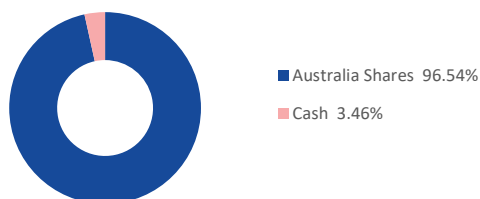


Maple-Brown Abbott Wholesale Australian Share returns are calculated using exit price to exit price with distributions reinvested, net of management and transaction costs.


### Distributions (dollars per unit)



### Asset allocation



### Regional allocation



Colonial First State Investments Limited ABN 98 002 348 352, AFSL 232468 (Colonial First State) is the issuer of FirstChoice Personal Super, FirstChoice Wholesale Personal Super, FirstChoice Pension, FirstChoice Wholesale Pension, FirstChoice Employer Super offered from the Colonial First State FirstChoice Superannuation Trust ABN 26 458 298 557. It also issues interests in products made available under FirstChoice Investments and FirstChoice Wholesale Investments. The investment information in this option profile is historical, produced as at the date specified above. The information below (except performance and key data information) relates to the FirstChoice Investments option only. Information for other options in the FirstChoice product range will be different and is available at [www.cfs.com.au](http://www.cfs.com.au) or by calling us on 13 13 36. We may change asset allocation and securities within the option at any time. Past performance is not an indicator of future performance for this option or any other option available from Colonial First State.

This document provides general advice only and is not personal advice. It does not take into account your individual objectives, financial situation or needs. Product Disclosure Statements (PDSs) for all Colonial First State products are available at [www.cfs.com.au](http://www.cfs.com.au) or by contacting Investor Services on 13 13 36 or from your financial adviser. The Target Market Determinations (TMD) for our financial products can be found at [www.cfs.com.au/tmd](http://www.cfs.com.au/tmd) and include a description of who a financial product is appropriate for. You should read the relevant PDS and assess whether the information in it is appropriate for you, and consider talking to a financial adviser before making an investment decision.

Colonial First State (CFS) is Superannuation and Investments HoldCo Pty Limited ABN 64 644 660 882 and its subsidiaries which include CFSIL. The investments are subject to investment and other risks, including possible delays in the repayment and loss of earnings. The investment performance and the repayment of capital of CFSIL products is not guaranteed.