

## Investment Option Profile - March 2024

	3 month (%)	6 month (%)	1 year (% pa)	3 years (% pa)	5 years (% pa)	10 years (% pa)	Since inception	Inception date	Fund size
Investments	16.33	21.17	27.95	9.04	11.32	11.05	5.12	Apr 2002	\$51.14m
Distribution Return	0.00	1.51	4.01	12.42	13.32	11.06	5.63		
Growth Return	16.33	19.66	23.93	-3.37	-2.00	-0.02	-0.52		
Personal Super	14.44	18.53	24.50	8.10	10.10	10.03	6.36	Jul 2004	\$157.92m
Retirement	16.31	21.13	27.89	9.04	11.30	11.04	6.98	Jul 2004	\$133.61m
Benchmark^	13.31	18.92	26.70	12.69	12.85	12.56	6.40		

^ MSCI All Country World ex Australia Net Index (100%)

Past performance is not an indicator of future performance for this option or any other option available from Colonial First State.

Returns are calculated on a cumulative year-on-year basis which are then annualised. For funds that have been in existence for less than one year, the since inception performance is actual performance since inception and not annualised. Calculations are based on exit price to exit price with distributions reinvested, after ongoing fees and expenses but excluding individual tax, member fees and entry fees (if applicable).

Please refer to the PDS for full details of the applicable fees, costs, and benchmarks.

### Investment objective

To provide long-term capital growth from a diversified portfolio of global shares. To outperform the MSCI All Country World ex Australia Index over rolling three-year periods before fees and taxes.

### Investment strategy

To invest in a diversified portfolio of companies. The investments are managed by a number of leading global share managers which have different, yet complementary, investment styles, which is designed to deliver more consistent returns with less risk than would be achieved if investing with a single investment manager. The underlying managers of this option have guidelines for managing currency exposure and some may use long short strategies. The overall portfolio does not hedge currency risk.

### Investment category

Global Share

### Minimum suggested timeframe

At least 7 years

### Portfolio holdings disclosure

The money in your investment option is invested across a range of assets. To see a full list of holdings for this option, please visit [cfs.com.au/PHD](http://cfs.com.au/PHD)

### Investment ranges

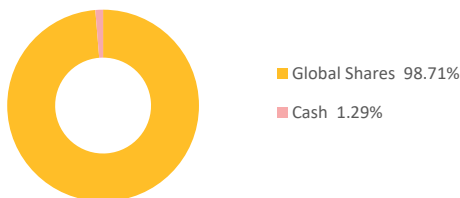
Asset class	Range	Benchmark
Cash	0% - 5%	0%
Global share	95% - 100%	100%

### Performance chart (\$10,000 invested since inception)



CFS Global Share returns are calculated using exit price to exit price with distributions reinvested, net of management and transaction costs.

### Asset allocation



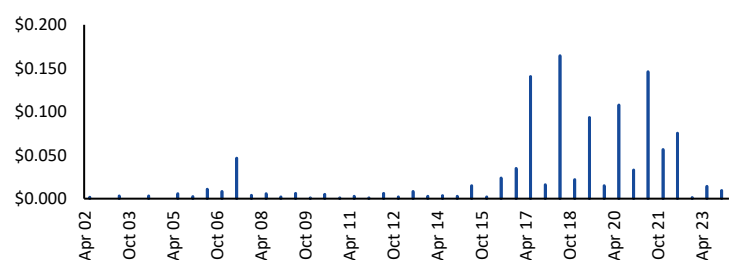
### Disclaimer

Avanteos Investments Limited ABN 20 096 259 979, AFSL 245531 (AIL) is the trustee of the Colonial First State FirstChoice Superannuation Trust ABN 26 458 298 557 and issuer of FirstChoice range of super and pension products.

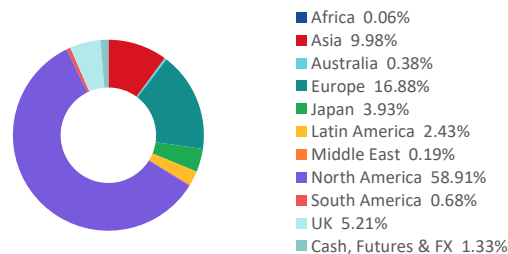
Colonial First State Investments Limited ABN 98 002 348 352, AFSL 232468 (CFSIL) is the responsible entity and issuer of products made available under FirstChoice Investments and FirstChoice Wholesale Investments.

The investment information in this option profile is historical, produced as at the date specified above. The information below (except performance and key data information) relates to the FirstChoice Investments option only. Information for other options in the FirstChoice product range will be different and is available at [www.cfs.com.au](http://www.cfs.com.au) or by calling us on 13 13 36. We may change asset allocation and securities within the option at any time. Past performance is not an indicator of future performance for this option or any other option available from AIL And CFSIL. This document may include general advice but does not take into account your individual objectives, financial situation, needs or tax circumstances. The Target Market Determinations (TMD) for our financial products can be found at [www.cfs.com.au/tmd](http://www.cfs.com.au/tmd), which include a description of who a financial product might suit. You should read the relevant Product Disclosure Statement (PDS) and Financial Services Guide (FSG) carefully, assess whether the information is appropriate for you, and consider talking to a financial adviser before making an investment decision. You can get the PDS and FSG at [www.cfs.com.au](http://www.cfs.com.au) or by calling us on 13 13 36.

### Distributions (dollars per unit)



### Regional allocation

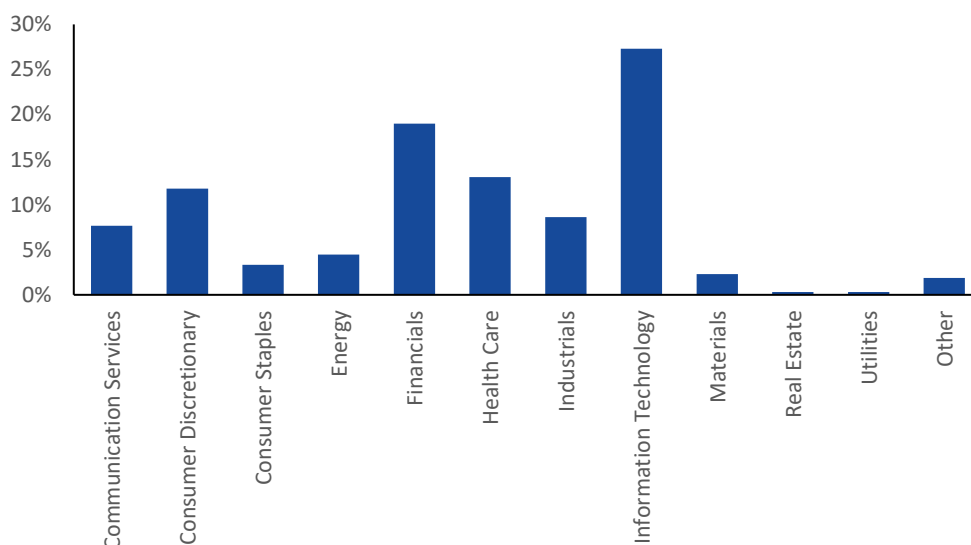


## Investment Option Profile - March 2024

### Top 10 holdings as at 29 February 2024

Microsoft Corp	5.38%
NVIDIA Corp	3.07%
Apple Inc	2.76%
Meta Platforms Inc	2.75%
Amazon.com Inc	2.48%
Taiwan Semiconductor Manufacturing Co Ltd	1.36%
UnitedHealth Group Inc	1.16%
Alphabet Inc	1.14%
Elevance Health Inc	1.14%
Mastercard Inc	1.12%

### Sector Allocation



### Disclaimer

Avanteos Investments Limited ABN 20 096 259 979, AFSL 245531 (AIL) is the trustee of the Colonial First State FirstChoice Superannuation Trust ABN 26 458 298 557 and issuer of FirstChoice range of super and pension products.

Colonial First State Investments Limited ABN 98 002 348 352, AFSL 232468 (CFSIL) is the responsible entity and issuer of products made available under FirstChoice Investments and FirstChoice Wholesale Investments.

The investment information in this option profile is historical, produced as at the date specified above. The information below (except performance and key data information) relates to the FirstChoice Investments option only. Information for other options in the FirstChoice product range will be different and is available at [www.cfs.com.au](http://www.cfs.com.au) or by calling us on 13 13 36. We may change asset allocation and securities within the option at any time. Past performance is not an indicator of future performance for this option or any other option available from AIL And CFSIL. This document may include general advice but does not take into account your individual objectives, financial situation, needs or tax circumstances. The Target Market Determinations (TMD) for our financial products can be found at [www.cfs.com.au/tmd](http://www.cfs.com.au/tmd), which include a description of who a financial product might suit. You should read the relevant Product Disclosure Statement (PDS) and Financial Services Guide (FSG) carefully, assess whether the information is appropriate for you, and consider talking to a financial adviser before making an investment decision. You can get the PDS and FSG at [www.cfs.com.au](http://www.cfs.com.au) or by calling us on 13 13 36.